

# Understanding Your NEM Bill


(Residential NEM consumer)

## Ava buys clean power for East Bay and Valley customers.

Customers on Ava Community Energy (Ava)'s Bright Choice plan can expect to pay slightly less than they would have paid PG&E. Customers on Ava's Renewable 100 pay slightly more than they would have paid PG&E and receive 100% wind and solar electricity.

## PG&E delivers our power and handles customer billing.

PG&E bills include the same fees, program charges, low-income discounts, and electric delivery rates for all customers regardless of whether they are on Ava or not. With Ava, customers now receive a "generation credit" on the PG&E bill that offsets Ava charges.



### ENERGY STATEMENT

[www.pge.com/MyEnergy](http://www.pge.com/MyEnergy)

Account No: \_\_\_\_\_

Statement Date: 05/08/2024

**Due Date: 05/29/2024**

---

**Service For:**

---

**Questions about your bill?**

Solar Hotline: 1-877-743-4112 M-F 7-6  
 Phone: 1-866-743-0335  
 Monday-Friday 7 a.m.-7 p.m.  
 Saturday 8 a.m.-5 p.m.  
[www.pge.com/MyEnergy](http://www.pge.com/MyEnergy)

**Ways To Pay**

[www.pge.com/waystopay](http://www.pge.com/waystopay)

**Your Enrolled Programs**

Net Energy Metering (NEM2)

**Your Account Summary**

Amount Due on Previous Statement	\$721.12
Payment(s) Received Since Last Statement	-721.12
Previous Unpaid Balance	\$0.00
<b>Current PG&amp;E Electric Monthly Charges</b>	<b>\$12.63</b>
<b>Ava Community Energy Electric Generation Charges</b>	<b>11.39</b>
Current Gas Charges	264.50
<b>Total Amount Due by 05/29/2024</b>	<b>\$288.52</b>

**Your Net Energy Metering (NEM) Account Summary**

Year-to-date (YTD) NEM charges are based on your YTD usage. Your NEM balance will be reconciled on your annual True-Up statement (10/2024). No credits will be carried over to your next True-Up period. Please see the "Summary of Your NEM YTD Charges" for more details.

YTD NEM Charges Before Taxes	\$604.84
Total Electric Minimum Delivery Charges	-69.80
Estimated Taxes	47.88
<b>YTD Estimated NEM Charges At True-Up</b>	<b>\$582.92</b>

- A

**Current PG&E Electric Monthly Charges:** This is PG&E's charge to deliver electricity over transmission lines, maintain infrastructure, and provide other services including their customer service and billing. For most NEM accounts, PG&E only charges you for the minimum delivery charges each month, usually around \$10.00.
- B

**Ava Community Energy Electric Generation Charges:** This charge covers Ava's cost of purchasing clean electricity for customers. Ava will charge you each month for electricity you use that is not covered by NEM credits if you are on a monthly true-up with Ava.
- C

**Your Net Energy Metering (NEM) Account Summary:** This estimates your PG&E delivery charges at your annual PG&E true up. For more information about these charges, please contact PG&E's solar hotline at 877-743-4112.

Contact [customer-support@AvaEnergy.org](mailto:customer-support@AvaEnergy.org) or call 1-833-699-3223 with any questions.

## Summary of Your Year-to-Date (YTD) NEM Charges

Service For:  
 Service Agreement ID:  
 Rate Schedule: Time-of-Use (Peak Pricing 4 - 9 p.m. Every Day)

## Summary of NEM Charges

Bill Period End Date	Net Peak Usage (kWh)	Net Off Peak Usage (kWh)	Net Usage (kWh)	Estimated NEM Charges Before Taxes	Estimated Total NEM Charges
12/03/2023	199	96	295	\$66.76	\$72.10
01/02/2024	245	320	565	140.84	152.04
01/31/2024	223	424	647	198.39	214.05
03/03/2024	181	251	432	126.48	136.49
04/01/2024	53	73	126	41.19	44.43
05/01/2024	0	71	71	31.18	33.61
<b>TOTAL</b>	<b>901</b>	<b>1235</b>	<b>2136</b>	<b>\$604.84</b>	<b>\$652.72</b>

Estimated tax amount, if applicable, is displayed in the box below. Differences in net usage occur due to rounding.

## Electric Charges

Bill Period End Date	Minimum Delivery Charges
12/03/2023	\$12.41
01/02/2024	11.28
01/31/2024	10.91
03/03/2024	12.09
04/01/2024	11.36
05/01/2024	11.75
<b>TOTAL</b>	<b>\$69.80</b>

## Explanation of Calculations

Your YTD Estimated NEM Charges represents the total charges for energy used, net of any credits for energy exported to the grid.

NEM Charges are calculated each month but are not billed until the end of the True-Up period. This True-Up process allows you to use credits generated in a given month to offset charges across other months within the True-Up period, which is typically 12 billing cycles. Your Summary of NEM Charges will be reset to zero at True-Up.

The Minimum Delivery Charge is billed monthly and credited at True-Up if the total NEM Charges Before Taxes or total State Mandated Non-Bypassable Charges are greater than your cumulative Minimum Delivery Charges. Refer to Detail of NEM Charges page for details about the State Mandated Non-Bypassable Charges.

This is your YTD balance. Your total NEM Charges will be reconciled on your True-Up statement (10/2024).

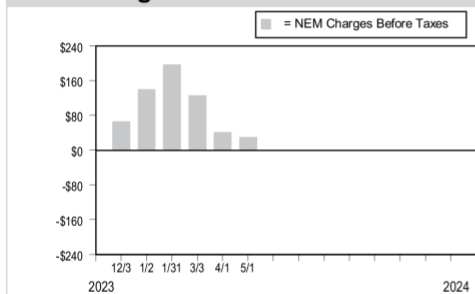
YTD NEM Charges Before Taxes	\$604.84
Total Electric Minimum Delivery Charges	-69.80
Estimated Taxes	47.88
<b>YTD Estimated NEM Charges At True-Up</b>	<b>\$582.92</b>

This page lists all your monthly PG&E electric delivery charges for the year and the estimated annual true-up charges for PG&E. It also lists your minimum delivery charges for each billing period.

## Summary of Your Year-to-Date (YTD) NEM Charges (continued)

Service For:  
 Service Agreement ID:  
 Rate Schedule: Time-of-Use (Peak Pricing 4 - 9 p.m. Every Day)

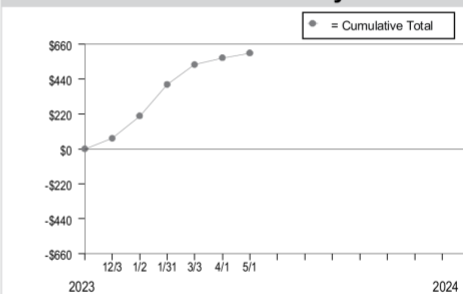
### NEM Charges Before Taxes



#### Monthly NEM Charges

Monthly NEM Charges represent the cost of the electricity you use each month. You don't pay your monthly NEM balance each month. Instead, your Monthly NEM Charges are added up to calculate your Cumulative NEM balance, which you pay at True-Up.

### Cumulative NEM Balance by Month



#### Cumulative NEM Balance

Cumulative NEM balance is a running total of your electricity costs and can increase or decrease depending on each month's use and generation. You only pay your Cumulative NEM balance at True-Up, and based on program rules, customers do not receive payment for a negative cumulative NEM balance.

This page summarizes the PG&E delivery charges on a monthly basis and on a rolling basis.



# ENERGY STATEMENT

[www.pge.com/MyEnergy](http://www.pge.com/MyEnergy)

Account No:   
Statement Date: 05/08/2024   
Due Date: 05/29/2024

## Details of PG&E Electric Monthly Charges

04/02/2024 - 05/01/2024 (30 billing days)

Service For:   
Service Agreement ID:   
Rate Schedule: Time-of-Use (Peak Pricing 4 - 9 p.m. Every Day)   
Enrolled Programs: Net Energy Metering (NEM2)

04/02/2024 - 05/01/2024

<b>D</b>	Minimum Delivery Charge <sup>1</sup>	30 days @ \$0.39167	\$11.75
	Berkeley Utility Users' Tax (7,500%)		0.88
	<b>Electric Monthly Charges</b>		<b>\$12.63</b>

<sup>1</sup> The Minimum Delivery Charge is set by the CPUC. Your electric Minimum Delivery Charge for this period is \$11.75. This amount can include applicable discounts and may be deducted at True-Up if your total NEM Charges Before Taxes are greater than your total Minimum Delivery Charges.

## Rate Identification Number



USCA-PGCC-0100-0000   
[www.pge.com/rin](http://www.pge.com/rin)

To program your smart device, scan the QR code or enter the RIN code above and follow the on-screen instructions.

## Service Information

Meter #		<b>E</b>
Imports	562.917000 kWh	<b>F</b>
Exports	-492.349000 kWh	
Net Usage	70.568000 kWh	<b>G</b>
Baseline Territory	T	
Heat Source	B - Not Electric	
Serial	J	
Rotating Outage Block	50	

**D Minimum delivery charge:** This is the minimum monthly delivery charge from PG&E. PG&E will charge you at the end of your true-up year for additional delivery charges depending on your generation and usage for the full year.

**E Imports:** This is your electric usage from the grid for the month.

**F Exports:** This is the amount of electricity your NEM system delivers to the grid for the billing period.

**G Net Usage:** This is the net electricity usage for the billing period. This is what your charges are based on.



# ENERGY STATEMENT

www.pge.com/MyEnergy

Account No:  
Statement Date: 05/08/2024  
Due Date: 05/29/2024

## Details of NEM Charges

04/02/2024 - 05/01/2024 (30 billing days)

Service For:  
Service Agreement ID:  
Rate Schedule: Time-of-Use (Peak Pricing 4 - 9 p.m. Every Day)  
Enrolled Programs: Net Energy Metering (NEM2)

### 04/02/2024 – 05/01/2024

Baseline Allowance	225.00 kWh	(30 days x 7.5 kWh/day)	
Net Usage			
Peak	0.063000 kWh	@ \$0.52376	\$0.03
Off Peak	70.505000 kWh	@ \$0.49541	34.93
Baseline Credit	70.568000 kWh	@ -\$0.10730	-7.57
NBC Net Usage Adjustment			-2.16
State Mandated Non-Bypassable Charge <sup>1</sup>			16.44
Generation Credit			-11.17
Power Charge Indifference Adjustment			0.68
Franchise Fee Surcharge			0.09
Berkeley Utility Users' Tax (7.500%)			2.34

**Monthly NEM Charges \$33.61**

<sup>1</sup> The State Mandated Non-Bypassable Charge (NBC) cannot be reduced by any net generation credits. If applicable, additional discounts are included in the NBC.

2018 Vintaged Power Charge Indifference Adjustment

Your NEM balance will be reconciled on your True-Up statement (10/2024).

### Average Daily Usage (kWh / day)

Last Year	Last Period	Current Period
0.71	4.34	2.35

## Rate Identification Number



USCA-PGCC-0100-0000

www.pge.com/rin

To program your smart device, scan the QR code or enter the RIN code above and follow the on-screen instructions.

## Service Information

Meter #	
Imports	562.917000 kWh
Exports	-492.349000 kWh
Net Usage	70.568000 kWh
Baseline Territory	T
Heat Source	B - Not Electric
Serial	J
Rotating Outage Block	50



- H Generation Credit:** This credit offsets the generation charge from Ava. This credit shows that PG&E is no longer providing your electric generation service.
- I Power Charge Indifference Adjustment:** PG&E charges Ava customers a Power Charge Indifference Adjustment (PCIA), which is calculated based on the number of kilowatt-hours used each month. The PCIA is intended to ensure that Ava customers pay the difference between what PG&E paid for power contracted to serve them prior to their switch, and the current market value of that power. The PCIA charge is factored into Ava's rate setting process.
- J Franchise Fee Surcharge:** This fee is collected by PG&E to cover costs associated with rights to use public streets to provide gas and electric service. This fee is factored into Ava's rate setting process.



# ENERGY STATEMENT

www.pge.com/MyEnergy

Account No:  
Statement Date: 05/08/2024  
Due Date: 05/29/2024

## Details of Ava Community Energy Electric Generation Charges

04/02/2024 - 05/01/2024 (30 billing days)

Service For:

Service Agreement ID:                      ESP Customer Number:

04/02/2024 – 05/01/2024

### Rate Schedule:    ETOUC-Renewable 100

Off-Peak Winter	70.505000 kWh	@ \$0.15827	\$11.16
Peak Winter	0.063000 kWh	@ \$0.18330	0.01
Renewable100	70.568000 kWh	@ \$0.00250	0.18
Power Charge Indifference Adjustment Credit			-0.68
Franchise Fee Surcharge Credit			-0.09
		Net Charges	10.58

Local Utility Users Tax (7.500%)	0.79
Energy Commission Tax	0.02
Credited to (Debited from) NEM Balance	0.00
Your NEM Balance is now \$0.00	

East Bay Community Energy (EBCE) is now Ava Community Energy (Ava). You still receive Bright Choice at 5% below PG&E rates, inclusive of fees, or Renewable 100 (100% CA wind and solar) at 1/4 cent per kWh above PG&E rates. Learn more at [avaenergy.org/bill](http://avaenergy.org/bill)

**Total Ava Community Energy Electric Generation Charges                      \$11.39**

### Rate Identification Number



USCA-XXEB-CYKR-0000

[www.pge.com/rin](http://www.pge.com/rin)

To program your smart device, scan the QR code or enter the RIN code above and follow the on-screen instructions.

### Service Information

Total Usage                      70.600000 kWh

For questions regarding charges on this page, please contact:

AVA COMMUNITY ENERGY  
1-833-699-3223  
[www.avaenergy.org](http://www.avaenergy.org)

K

L

M

N

O

P

K

**Renewable 100:** This line item will appear if you are on Ava's Renewable 100 service. This is the Renewable 100 premium.

L

**Power Charge Indifference Adjustment Credit and Franchise Fee Surcharge Credit:** PG&E adds these fees onto the PG&E Electric Delivery Charges. Ava credits them back to you.

M

**Energy Commission Tax:** This fee is collected on behalf of the California Energy Commission and applies to all customers, regardless of service provider. The California legislature established the Energy Commission tax in 1975. The tax provides additional funding for the California Energy Commission.

N

**Credited to (Debited from) NEM Balance:** This shows how much is taken from or added to your NEM balance. If you over generate, credit will be added to your NEM balance. If you have net usage, charges will be debited from your NEM balance.

O

**Your NEM Balance is now:** This indicates how much credit is sitting in your Ava NEM Balance. At the April Ava cash-out period, your credit will be converted into your payout. Ava sends checks to customers with a payout that is greater than or equal to \$100 and rolls over credit if your calculated payout is less than \$100.

P

**Total Usage:** This shows your net usage for the month. If the number is negative, you have surplus generation (you generated more electricity than you used that month).