



PG&E – Ava Joint Rate Comparisons

As a part of our mutual commitment to support your energy choice, Ava and PG&E have partnered to create a comparison of our typical electric rates, average monthly charges and generation portfolio contents. Below you will find a representative comparison of our rates, average monthly bills and power generation portfolio content based on customer class. Detailed power generation portfolio content based on customer class can also be found at pge.com/cca. To find your specific electric rate, please scroll down to your rate plan to view the rate and bill comparisons.

Residential	<ul style="list-style-type: none">• Tiered Rate Plan E-1• Tiered Rate Plan E-1L (CARE)• Time-of-Use (Peak Pricing 4-9 p.m. Everyday)<ul style="list-style-type: none">◦ E-ELEC◦ E-ELECL• Time-of-Use (Peak Pricing 4-9 p.m. Weekdays)<ul style="list-style-type: none">◦ ETOUB◦ ETOUBL (CARE)• Time-of-Use (Peak Pricing 4-9 p.m. Everyday)<ul style="list-style-type: none">◦ ETOUC◦ ETOUCL (CARE)• Time-of-Use (Peak Pricing 5-8 p.m. Weekdays)<ul style="list-style-type: none">◦ ETOUD◦ ETOUDL (CARE)• Electric Vehicle Rate Plan EV2-A• Electric Vehicle Rate Plan EV2-AL (CARE)
Small and Medium Business	<ul style="list-style-type: none">• B-1• B-6• B-10S
Agriculture	<ul style="list-style-type: none">• AG-A1• AGB• AGC
Large Commercial and Industrial	<ul style="list-style-type: none">• B-19S• B-19SV• B19PV• B-20P• B-20S
Streetlight and Outdoor Lighting	<ul style="list-style-type: none">• LS-3• TC-1

Definitions


Generation Rate is the cost of creating electricity to power your home or business. The generation rate varies based on your energy provider and the resources included in your energy provider's generation supply.

PG&E Delivery Rate is a charge assessed by PG&E to deliver electricity to your home or business. The PG&E delivery rate depends on your electricity usage but is charged equally to both Ava and PG&E customers.

PG&E PCIA/FF represents the Power Charge Indifference Adjustment (PCIA) and the Franchise Fee surcharge (FF). The PCIA is a charge to ensure that both PG&E customers and those who have left PG&E service to purchase electricity from other providers pay for above market costs for electric generation resources that were procured by PG&E on their behalf. 'Above Market' refers to the difference between what the utility pays for electric generation and current market prices for the sale of those resources. Visit www.pge.com/ccs

Where Do I Find My Electric Rate Schedule?

Need some help finding your electric rate? Go to the "Electric Delivery Charges" section of your energy statement - you'll find your electric rate in the upper left.



ENERGY STATEMENT

www.pge.com/MyEnergy

Account No:
Statement Date: 04/24/2025
Due Date: 05/15/2025

Details of PG&E Electric Delivery Charges

03/20/2025 - 04/17/2025 (29 billing days)


Service For:
Service Agreement ID:

Rate Schedule: Time-of-Use (Peak Pricing 4 - 9 p.m. Every Day)

03/20/2025 - 04/17/2025

Baseline Allowance	217.50 kWh	(29 days x 7.5 kWh/day)	
Energy Charges			
Peak	51.249100 kWh @	\$0.50086	\$25.67
Off Peak	166.963900 kWh @	\$0.47086	78.62
Baseline Credit	217.500000 kWh @	-\$0.10301	-22.40
Generation Credit			-31.32
Power Charge Indifference Adjustment			1.46
Franchise Fee Surcharge			0.24
Oakland Utility Users' Tax (7.500%)			3.90
Total PG&E Electric Delivery Charges			\$56.17
2018 Vintaged Power Charge Indifference Adjustment			

Look here to identify your electric rate schedule. Once you have that, you can find your rate comparison below.



ENERGY STATEMENT

www.pge.com/MyEnergy

Account No:
Statement Date: 04/24/2025
Due Date: 05/15/2025

Details of Ava Community Energy Electric Generation Charges

03/20/2025 - 04/17/2025 (29 billing days)


Service For:
Service Agreement ID: ESP Customer Number:

03/20/2025 - 04/17/2025

Rate Schedule: **ETOU-Brighthouse**

Off-Peak Winter	166.963900 kWh @	\$0.13730	\$22.92
Peak Winter	51.249100 kWh @	\$0.16398	8.40
Power Charge Indifference Adjustment Credit			-1.46
Franchise Fee Surcharge Credit			-0.24
Brighthouse			-1.57
Net Charges		28.05	
Local Utility Users Tax (7.500%)			2.10
Energy Commission Tax			0.07
Bright Choice is priced 5% below PG&E rates, inclusive of fees. Renewable 100 (100% wind and solar) is 1/4 cent per kWh above PG&E rates. Learn more at AvaEnergy.org/bill Ava respects your privacy. Please see Ava's customer confidentiality policy at AvaEnergy.org/confidentiality			
Total Ava Community Energy Electric Generation Charges			\$30.22

Rate Identification Number



USCA-XXEB-CYKB-0000
www.pge.com/rin
To program your smart device, scan the QR code or enter the RIN code above and follow the on-screen instructions.

Service Information
Total Usage 218.200000 kWh

For questions regarding charges on this page, please contact:
AVA COMMUNITY ENERGY
1-833-699-3223
www.avaenergy.org

Additional Messages
Ava Community Energy (Ava) is your public not-for-profit electricity provider, serving a growing list of communities in Alameda County and the Valley, including Albany, Berkeley, Dublin, Emeryville, Fremont, Hayward, Livermore, Newark, Oakland, Piedmont, Pleasanton, San Leandro, Tracy, Union City, unincorporated Alameda County, and in 2025, the cities of Stockton and Lathrop.

At Ava, we're committed to creating a brighter future in our communities and beyond. We do that by procuring clean electricity on your behalf and investing in the communities we serve with programs and incentives that enhance well-being, lower costs, and increase resilience for everyone.

Explore available programs at AvaEnergy.org/go-electric/ or access a customized list of local, state, and federal incentives with our interactive incentive finder at Incentives.AvaEnergy.org.

On this bill, you'll see charges from both Ava and PG&E. That's because Ava procures electricity on your behalf (generation), and PG&E delivers that electricity through their physical infrastructure (delivery). You can learn more at AvaEnergy.org, or call 1-833-699-3223.

Ava respects your privacy. Please see Ava's customer confidentiality policy at AvaEnergy.org/confidentiality

Tiered Rate Plan E-1*

Residential: E-1	PG&E	Ava Bright Choice	Ava Renewable 100 (100% Renewable)
Generation Rate (\$/kWh)	\$0.17766	\$0.16988	\$0.18016
PG&E Delivery Rate (\$/kWh)	\$0.27615	\$0.27615	\$0.27615
PG&E PCIA/FF (\$/kWh)	-\$0.02197	-\$0.02197	-\$0.02197
Total Electricity Cost (\$/kWh)	\$0.43184	\$0.42406	\$0.43434
Average Monthly Bill (\$)	\$157.80	\$154.95	\$158.71

Monthly usage: 365 kWh

Tiered Rate Plan E-1L (CARE)*

Residential: E-1L (CARE)	PG&E	Ava Bright Choice	Ava Renewable 100 (100% Renewable)
Generation Rate (\$/kWh)	\$0.17766	\$0.16988	\$0.18016
PG&E Delivery Rate (\$/kWh)	\$0.10808	\$0.10808	\$0.10808
PG&E PCIA/FF (\$/kWh)	-\$0.02197	-\$0.02197	-\$0.02197
Total Electricity Cost (\$/kWh)	\$0.26377	\$0.25599	\$0.26627
Average Monthly Bill (\$)	\$99.88	\$96.93	\$100.82

Monthly usage: 379 kWh

Tiered Rate Plan E-ELEC

Residential: E-ELEC	PG&E	Ava Bright Choice	Ava Renewable 100 (100% Renewable)
Generation Rate (\$/kWh)	\$0.15686	\$0.15012	\$0.15936
PG&E Delivery Rate (\$/kWh)	\$0.26094	\$0.26094	\$0.26094
PG&E PCIA/FF (\$/kWh)	-\$0.02197	-\$0.02197	-\$0.02197
Total Electricity Cost (\$/kWh)	\$0.39583	\$0.38909	\$0.39833
Average Monthly Bill (\$)	\$370.28	\$363.98	\$372.62

Monthly usage: 935 kWh

Tiered Rate Plan E-ELECL (CARE)*

Residential: E-ELECL (CARE)	PG&E	Ava Bright Choice	Ava Renewable 100 (100% Renewable)
Generation Rate (\$/kWh)	\$0.15612	\$0.14941	\$0.15862
PG&E Delivery Rate (\$/kWh)	\$0.10694	\$0.10694	\$0.10694
PG&E PCIA/FF (\$/kWh)	-\$0.02197	-\$0.02197	-\$0.02197
Total Electricity Cost (\$/kWh)	\$0.24109	\$0.23438	\$0.24359
Average Monthly Bill (\$)	\$278.88	\$271.11	\$281.77

Monthly usage: 1,157 kWh

E-TOU B* Time-of-Use (Peak Pricing 4-9 p.m. Weekdays)

Residential: E-TOU B	PG&E	Ava Bright Choice	Ava Renewable 100 (100% Renewable)
Generation Rate (\$/kWh)	\$0.16794	\$0.16064	\$0.17044
PG&E Delivery Rate (\$/kWh)	\$0.28379	\$0.28379	\$0.28379
PG&E PCIA/FF (\$/kWh)	-\$0.02197	-\$0.02197	-\$0.02197
Total Electricity Cost (\$/kWh)	\$0.42976	\$0.42246	\$0.43226
Average Monthly Bill (\$)	\$409.98	\$403.02	\$412.37

Monthly usage: 954 kWh

E-TOU BL* Time-of-Use (Peak Pricing 4-9 p.m. Weekdays)

Residential: E-TOU BL (CARE)	PG&E	Ava Bright Choice	Ava Renewable 100 (100% Renewable)
Generation Rate (\$/kWh)	\$0.16768	\$0.16040	\$0.17019
PG&E Delivery Rate (\$/kWh)	\$0.11926	\$0.11926	\$0.11926
PG&E PCIA/FF (\$/kWh)	-\$0.02197	-\$0.02197	-\$0.02197
Total Electricity Cost (\$/kWh)	\$0.26497	\$0.25769	\$0.26748
Average Monthly Bill (\$)	\$201.50	\$195.96	\$203.41

Monthly usage: 760 kWh

E-TOU C* Time-of-Use (Peak Pricing 4-9 p.m. Weekdays)

Residential: E-TOU C	PG&E	Ava Bright Choice	Ava Renewable 100 (100% Renewable)
Generation Rate (\$/kWh)	\$0.17137	\$0.16390	\$0.17387
PG&E Delivery Rate (\$/kWh)	\$0.27187	\$0.27187	\$0.27187
PG&E PCIA/FF (\$/kWh)	-\$0.02197	-\$0.02197	-\$0.02197
Total Electricity Cost (\$/kWh)	\$0.42127	\$0.41380	\$0.42377
Average Monthly Bill (\$)	\$145.86	\$143.28	\$146.73

Monthly usage: 346 kWh

E-TOU CL* Time-of-Use (Peak Pricing 4-9 p.m. Weekdays)

Residential: E-TOU CL (CARE)	PG&E	Ava Bright Choice	Ava Renewable 100 (100% Renewable)
Generation Rate (\$/kWh)	\$0.17109	\$0.16364	\$0.17360
PG&E Delivery Rate (\$/kWh)	\$0.10738	\$0.10738	\$0.10738
PG&E PCIA/FF (\$/kWh)	-\$0.02197	-\$0.02197	-\$0.02197
Total Electricity Cost (\$/kWh)	\$0.25650	\$0.24905	\$0.25901
Average Monthly Bill (\$)	\$85.50	\$83.02	\$86.34

Monthly usage: 333 kWh

E-TOU D* Time-of-Use (Peak Pricing 5-8 p.m. Weekdays)

Residential: E-TOU D	PG&E	Ava Bright Choice	Ava Renewable 100 (100% Renewable)
Generation Rate (\$/kWh)	\$0.17592	\$0.16822	\$0.17842
PG&E Delivery Rate (\$/kWh)	\$0.28444	\$0.28444	\$0.28444
PG&E PCIA/FF (\$/kWh)	-\$0.02197	-\$0.02197	-\$0.02197
Total Electricity Cost (\$/kWh)	\$0.43839	\$0.43069	\$0.44089
Average Monthly Bill (\$)	\$301.65	\$296.35	\$303.37

Monthly usage: 688 kWh

E-TOU DL* Time-of-Use (Peak Pricing 5-8 p.m. Weekdays)

Residential: E-TOU DL (CARE)	PG&E	Ava Bright Choice	Ava Renewable 100 (100% Renewable)
Generation Rate (\$/kWh)	\$0.17589	\$0.16819	\$0.17839
PG&E Delivery Rate (\$/kWh)	\$0.11690	\$0.11690	\$0.11690
PG&E PCIA/FF (\$/kWh)	-\$0.02197	-\$0.02197	-\$0.02197
Total Electricity Cost (\$/kWh)	\$0.27082	\$0.26312	\$0.27332
Average Monthly Bill (\$)	\$168.72	\$163.92	\$170.27

Monthly usage: 623 kWh

EV2-A* Electric Vehicle Rate Plan

Residential: EV2-A	PG&E	Ava Bright Choice	Ava Renewable 100 (100% Renewable)
Generation Rate (\$/kWh)	\$0.16256	\$0.15553	\$0.16506
PG&E Delivery Rate (\$/kWh)	\$0.22895	\$0.22895	\$0.22895
PG&E PCIA/FF (\$/kWh)	-\$0.02197	-\$0.02197	-\$0.02197
Total Electricity Cost (\$/kWh)	\$0.36954	\$0.36251	\$0.37204
Average Monthly Bill (\$)	\$265.43	\$260.38	\$267.22

Monthly usage: 718 kWh

EV2-AL* Electric Vehicle Rate Plan

Residential: EV2-AL	PG&E	Ava Bright Choice	Ava Renewable 100 (100% Renewable)
Generation Rate (\$/kWh)	\$0.16160	\$0.15461	\$0.16409
PG&E Delivery Rate (\$/kWh)	\$0.08392	\$0.08392	\$0.08392
PG&E PCIA/FF (\$/kWh)	-\$0.02197	-\$0.02197	-\$0.02197
Total Electricity Cost (\$/kWh)	\$0.22355	\$0.21656	\$0.22604
Average Monthly Bill (\$)	\$167.63	\$162.38	\$169.49

Monthly usage: 750 kWh

*** Please note this rate comparison excludes the California Climate Credit from the State of California which is issued twice a year to residential customers. For more information visit www.energyupgradeCA.org/credit**

Small and Medium Business **

B-1**

Commercial/Industrial: B-1	PG&E	Ava Bright Choice	Ava Renewable 100 (100% Renewable)
Generation Rate (\$/kWh)	\$0.17100	\$0.16348	\$0.17349
PG&E Delivery Rate (\$/kWh)	\$0.28838	\$0.28838	\$0.28838
PG&E PCIA/FF (\$/kWh)	-\$0.02076	-\$0.02076	-\$0.02076
Total Electricity Cost (\$/kWh)	\$0.43862	\$0.43110	\$0.44111
Average Monthly Bill (\$)	\$582.34	\$572.36	\$585.65

Monthly usage: 1,328 kWh

B-6**

Commercial/Industrial: B-6	PG&E	Ava Bright Choice	Ava Renewable 100 (100% Renewable)
Generation Rate (\$/kWh)	\$0.16616	\$0.15889	\$0.16866
PG&E Delivery Rate (\$/kWh)	\$0.28133	\$0.28133	\$0.28133
PG&E PCIA/FF (\$/kWh)	-\$0.02076	-\$0.02076	-\$0.02076
Total Electricity Cost (\$/kWh)	\$0.42673	\$0.41946	\$0.42923
Average Monthly Bill (\$)	\$732.93	\$720.44	\$737.22

Monthly usage: 1,718 kWh

B-10 S **

Commercial/Industrial: B-10 S	PG&E	Ava Bright Choice	Ava Renewable 100 (100% Renewable)
Generation Rate (\$/kWh)	\$0.17993	\$0.17202	\$0.18243
PG&E Delivery Rate (\$/kWh)	\$0.21231	\$0.21231	\$0.21231
PG&E PCIA/FF (\$/kWh)	-\$0.02178	-\$0.02178	-\$0.02178
Total Electricity Cost (\$/kWh)	\$0.37046	\$0.36255	\$0.37296
Average Monthly Bill (\$)	\$6,067.08	\$5,937.54	\$6,108.02

Monthly usage: 16,377 kWh, Monthly Demand: 59 kW

Large Commercial and Industrial

B-19 S

Commercial/Industrial: B-19 S	PG&E	Ava Bright Choice	Ava Renewable 100 (100% Renewable)
Generation Rate (\$/kWh)	\$0.16505	\$0.15789	\$0.16761
PG&E Delivery Rate (\$/kWh)	\$0.16326	\$0.16326	\$0.16326
PG&E PCIA/FF (\$/kWh)	-\$0.02062	-\$0.02062	-\$0.02062
Total Electricity Cost (\$/kWh)	\$0.30769	\$0.30053	\$0.31025
Average Monthly Bill (\$)	\$61,794.18	\$60,356.22	\$62,308.31

Monthly usage: 200,833 kWh, Monthly demand: 510 kW

B-19 SV

Commercial/Industrial: B-19 SV	PG&E	Ava Bright Choice	Ava Renewable 100 (100% Renewable)
Generation Rate (\$/kWh)	\$0.16360	\$0.15651	\$0.16616
PG&E Delivery Rate (\$/kWh)	\$0.15807	\$0.15807	\$0.15807
PG&E PCIA/FF (\$/kWh)	-\$0.02062	-\$0.02062	-\$0.02062
Total Electricity Cost (\$/kWh)	\$0.30105	\$0.29396	\$0.30361
Average Monthly Bill (\$)	\$8,432.83	\$8,234.23	\$8,504.54

Monthly usage: 28,011 kWh, Monthly demand: 66 kW

B-19 PV

Commercial/Industrial: B-19 PV	PG&E	Ava Bright Choice	Ava Renewable 100 (100% Renewable)
Generation Rate (\$/kWh)	\$0.14301	\$0.13695	\$0.14557
PG&E Delivery Rate (\$/kWh)	\$0.12222	\$0.12222	\$0.12222
PG&E PCIA/FF (\$/kWh)	-\$0.02062	-\$0.02062	-\$0.02062
Total Electricity Cost (\$/kWh)	\$0.24461	\$0.23855	\$0.24717
Average Monthly Bill (\$)	\$22,006.01	\$21,460.83	\$22,236.31

Monthly usage: 89,964 kWh, Monthly demand: 215 kW

B-20 P

Commercial/Industrial: B-20 P	PG&E	Ava Bright Choice	Ava Renewable 100 (100% Renewable)
Generation Rate (\$/kWh)	\$0.14964	\$0.14315	\$0.15220
PG&E Delivery Rate (\$/kWh)	\$0.11632	\$0.11632	\$0.11632
PG&E PCIA/FF (\$/kWh)	-\$0.01875	-\$0.01875	-\$0.01875
Total Electricity Cost (\$/kWh)	\$0.24721	\$0.24072	\$0.24977
Average Monthly Bill (\$)	\$294,811.60	\$287,071.91	\$297,864.54

Monthly usage: 1,192,555 kWh, Monthly demand: 2,298 kW

B-20 S

Commercial/Industrial: B-20 S	PG&E	Ava Bright Choice	Ava Renewable 100 (100% Renewable)
Generation Rate (\$/kWh)	\$0.15429	\$0.14762	\$0.15686
PG&E Delivery Rate (\$/kWh)	\$0.14879	\$0.14879	\$0.14879
PG&E PCIA/FF (\$/kWh)	-\$0.01960	-\$0.01960	-\$0.01960
Total Electricity Cost (\$/kWh)	\$0.28348	\$0.27681	\$0.28605
Average Monthly Bill (\$)	\$137,268.87	\$134,039.07	\$138,513.33

Monthly usage: 484,228 kWh, Monthly demand: 1,122 kW

AG-A1

Agriculture: AG-A1	PG&E	Ava Bright Choice	Ava Renewable 100 (100% Renewable)
Generation Rate (\$/kWh)	\$0.15732	\$0.15043	\$0.15982
PG&E Delivery Rate (\$/kWh)	\$0.37367	\$0.37367	\$0.37367
PG&E PCIA/FF (\$/kWh)	-\$0.01953	-\$0.01953	-\$0.01953
Total Electricity Cost (\$/kWh)	\$0.51146	\$0.50457	\$0.51396
Average Monthly Bill (\$)	\$238.04	\$234.83	\$239.20

Monthly usage: 465 kWh, Monthly demand: 4 kW

AGB

Agriculture: AGB	PG&E	Ava Bright Choice	Ava Renewable 100 (100% Renewable)
Generation Rate (\$/kWh)	\$0.18048	\$0.17243	\$0.18298
PG&E Delivery Rate (\$/kWh)	\$0.32964	\$0.32964	\$0.32964
PG&E PCIA/FF (\$/kWh)	-\$0.01953	-\$0.01953	-\$0.01953
Total Electricity Cost (\$/kWh)	\$0.49059	\$0.48254	\$0.49309
Average Monthly Bill (\$)	\$1,622.50	\$1,595.88	\$1,630.77

Monthly usage: 3,307 kWh, Monthly demand: 26 kW

AGC

Agriculture: AGC	PG&E	Ava Bright Choice	Ava Renewable 100 (100% Renewable)
Generation Rate (\$/kWh)	\$0.12839	\$0.12296	\$0.13090
PG&E Delivery Rate (\$/kWh)	\$0.14632	\$0.14632	\$0.14632
PG&E PCIA/FF (\$/kWh)	-\$0.01953	-\$0.01953	-\$0.01953
Total Electricity Cost (\$/kWh)	\$0.25518	\$0.24975	\$0.25769
Average Monthly Bill (\$)	\$46,918.85	\$45,920.46	\$47,380.35

Monthly usage: 183,866 kWh, Monthly demand: 414 kW

Streetlight and Outdoor Lighting

LS-3

Commercial/Industrial: LS-3	PG&E	Ava Bright Choice	Ava Renewable 100 (100% Renewable)
Generation Rate (\$/kWh)	\$0.14466	\$0.13830	\$0.14716
PG&E Delivery Rate (\$/kWh)	\$0.23907	\$0.23907	\$0.23907
PG&E PCIA/FF (\$/kWh)	-\$0.01754	-\$0.01754	-\$0.01754
Total Electricity Cost (\$/kWh)	\$0.36619	\$0.35983	\$0.36869
Average Monthly Bill (\$)	\$129.42	\$127.17	\$130.30

Monthly usage: 353 kWh

TC-1

Commercial/Industrial: TC-1	PG&E	Ava Bright Choice	Ava Renewable 100 (100% Renewable)
Generation Rate (\$/kWh)	\$0.15563	\$0.14889	\$0.15813
PG&E Delivery Rate (\$/kWh)	\$0.28550	\$0.28550	\$0.28550
PG&E PCIA/FF (\$/kWh)	-\$0.02076	-\$0.02076	-\$0.02076
Total Electricity Cost (\$/kWh)	\$0.42037	\$0.41363	\$0.42287
Average Monthly Bill (\$)	\$121.44	\$119.49	\$122.16

Monthly usage: 289 kWh