


**B-1**

**2025 Vintage**



Ava Community Energy  
1999 Harrison St. Ste 2300  
Oakland, CA 94612



## We support your power to choose

As part of our mutual commitment to support your energy choice, Ava Community Energy and Pacific Gas and Electric Company (PG&E) have partnered to provide you with a comparison of typical commercial electric rates, average monthly charges and generation portfolio contents.

If this comparison does not address your specific rate, please visit PG&E online at [pge.com/cca](https://pge.com/cca) or call (866) 743-0335. For Ava Community Energy, visit [AvaEnergy.org](https://AvaEnergy.org) or call (833) 699-3223.

# Understanding your energy choice

## 2026 Commercial Rate Comparison, B-1\*

	PG&E	Ava Community Energy Bright Choice	Ava Community Energy Renewable 100
Generation Rate (\$/kWh)	\$0.12301	\$0.12244	\$0.14051
PG&E Delivery Rate (\$/kWh)	\$0.29538	\$0.29538	\$0.29538
PG&E PCIA/FF (\$/kWh)	-\$0.00900	-\$0.00900	-\$0.00900
Total Electricity Cost (\$/kWh)	\$0.40939	\$0.40882	\$0.42689
<b>Average Monthly Bill (\$)</b>	<b>\$531.20</b>	<b>\$530.46</b>	<b>\$553.91</b>

\* This compares electricity costs for an average customer in the Ava Community Energy/PG&E service area with an average monthly usage of 1,298 kilowatt-hours (kWh). This is based on a representative 12-month billing history for all customers on B-1 rate schedules for **PG&E's published rates as of March 2026 and Ava Community Energy's published rates as of March 2026.**

**Generation Rate** is the cost of creating electricity to power your business. The generation rate varies based on your energy provider and the resources included in your energy provider's generation supply.

**PG&E Delivery Rate** is a charge assessed by PG&E to deliver electricity to your business. The PG&E delivery rate depends on your electricity usage, but is charged equally to both Ava Community Energy and PG&E customers.

**PG&E PCIA/FF** represents the Power Charge Indifference Adjustment (PCIA) and the Franchise Fee surcharge (FF). The PCIA is a charge to ensure that both PG&E customers and those who have left PG&E service to purchase electricity from other providers pay the above market costs for generation resources that were procured by PG&E on their behalf. "Above market" refers to expenditures for electric generation resources that cannot be fully recovered through sales of these resources at current market prices. PG&E acts as a collection agent for the FF surcharge, which is levied by the California Public Utilities Commission (CPUC) on behalf of cities and counties in PG&E's service territory for all customers. PG&E bundled customers pay the PCIA and FF fees associated with the most currently available vintage year. PG&E charges Ava Community Energy customers the PCIA and FF fees based on the year that they transitioned to Ava Community Energy service. Visit [AvaEnergy.org](https://www.avaenergy.org) for more information.

If this comparison does not address your specific rate, please visit PG&E online at [pge.com/cca](https://pge.com/cca) or call (866) 743-0335. For Ava Community Energy, visit [AvaEnergy.org](https://www.avaenergy.org) or call (833) 699-3223.

## Electric Power Generation Mix\* Percent of Total Retail Sales (kWh)

Specific Purchases	PG&E	Ava Bright Choice	Ava Renewable 100
<b>Renewable Procurements</b>	<b>33%</b>	<b>54%</b>	<b>100%</b>
Biomass & Biowaste	3%	12%	0%
Geothermal	0%	1%	0%
Eligible Hydroelectric	2%	1%	0%
Solar	21%	25%	61%
Wind	7%	15%	39%
<b>Coal</b>	<b>0%</b>	<b>0%</b>	<b>0%</b>
<b>Large Hydroelectric</b>	<b>6%</b>	<b>36%</b>	<b>0%</b>
<b>Natural Gas</b>	<b>28%</b>	<b>0%</b>	<b>0%</b>
<b>Nuclear</b>	<b>33%</b>	<b>9%</b>	<b>0%</b>
<b>Other</b>	<b>0%</b>	<b>0%</b>	<b>0%</b>
<b>Unspecified Sources of Power**</b>	<b>0%</b>	<b>1%</b>	<b>0%</b>
<b>TOTAL</b>	<b>100%</b>	<b>100%</b>	<b>100%</b>

\* As reported to the California Energy Commission's Power Source Disclosure Program. PG&E data is subject to an independent audit and verification that will not be completed until later in 2026. Ava Community Energy attests to the veracity of Ava Community Energy's data by October 2026. The figures above may not sum up to 100% due to rounding. Please visit [pge.com/cca](https://pge.com/cca) for any updates to the Power Content Label data.

\*\* Unspecified sources of power refers to electricity that is not traceable to a specific generating facility, such as electricity traded through open market transactions. Unspecified sources of power are typically a mix of all resource types, and may include renewables.

For information, visit:

Para detalles de este programa en español, visite:

參閱本計劃中文版本, 請上網:

Para sa karagdagang impormasyon tungkol sa programa na ito sa wikang Filipino bisitahin ang: [AvaEnergy.org](https://www.avaenergy.org)

**B-19s**

**2025 Vintage**



Ava Community Energy  
1999 Harrison St. Ste 2300  
Oakland, CA 94612



## We support your power to choose

As part of our mutual commitment to support your energy choice, Ava Community Energy and Pacific Gas and Electric Company (PG&E) have partnered to provide you with a comparison of typical commercial electric rates, average monthly charges and generation portfolio contents.

If this comparison does not address your specific rate, please visit PG&E online at [pge.com/cca](https://www.pge.com/cca) or call (866) 743-0335. For Ava Community Energy, visit [AvaEnergy.org](https://www.AvaEnergy.org) or call (833) 699-3223.

# Understanding your energy choice

## 2026 Commercial Rate Comparison, B-19S\*

	PG&E	Ava Community Energy Bright Choice	Ava Community Energy Renewable 100
Generation Rate (\$/kWh)	\$0.11592	\$0.11542	\$0.13345
PG&E Delivery Rate (\$/kWh)	\$0.16950	\$0.16950	\$0.16950
PG&E PCIA/FF (\$/kWh)	-\$0.00897	-\$0.00897	-\$0.00897
Total Electricity Cost (\$/kWh)	\$0.27645	\$0.27595	\$0.29398
<b>Average Monthly Bill (\$)</b>	<b>\$68,172.24</b>	<b>\$68,048.94</b>	<b>\$72,495.12</b>

\* This compares electricity costs for an average customer in the Ava Community Energy/PG&E service area with an average monthly demand of 629 kW and an average monthly usage of 246,599 kilowatt-hours (kWh). This is based on a representative 12-month billing history for all customers on B-19S rate schedules for **PG&E's published rates as of March 2026 and Ava Community Energy's published rates as of March 2026.**

**Generation Rate** is the cost of creating electricity to power your business. The generation rate varies based on your energy provider and the resources included in your energy provider's generation supply.

**PG&E Delivery Rate** is a charge assessed by PG&E to deliver electricity to your business. The PG&E delivery rate depends on your electricity usage, but is charged equally to both Ava Community Energy and PG&E customers.

**PG&E PCIA/FF** represents the Power Charge Indifference Adjustment (PCIA) and the Franchise Fee surcharge (FF). The PCIA is a charge to ensure that both PG&E customers and those who have left PG&E service to purchase electricity from other providers pay the above market costs for generation resources that were procured by PG&E on their behalf. "Above market" refers to expenditures for electric generation resources that cannot be fully recovered through sales of these resources at current market prices. PG&E acts as a collection agent for the FF surcharge, which is levied by the California Public Utilities Commission (CPUC) on behalf of cities and counties in PG&E's service territory for all customers. PG&E bundled customers pay the PCIA and FF fees associated with the most currently available vintage year. PG&E charges Ava Community Energy customers the PCIA and FF fees based on the year that they transitioned to Ava Community Energy service. Visit [AvaEnergy.org](https://www.avaenergy.org) for more information.

If this comparison does not address your specific rate, please visit PG&E online at [pge.com/cca](https://pge.com/cca) or call (866) 743-0335. For Ava Community Energy, visit [AvaEnergy.org](https://www.avaenergy.org) or call (833) 699-3223.

## Electric Power Generation Mix\* Percent of Total Retail Sales (kWh)

Specific Purchases	PG&E	Ava Bright Choice	Ava Renewable 100
<b>Renewable Procurements</b>	<b>33%</b>	<b>54%</b>	<b>100%</b>
Biomass & Biowaste	3%	12%	0%
Geothermal	0%	1%	0%
Eligible Hydroelectric	2%	1%	0%
Solar	21%	25%	61%
Wind	7%	15%	39%
<b>Coal</b>	<b>0%</b>	<b>0%</b>	<b>0%</b>
<b>Large Hydroelectric</b>	<b>6%</b>	<b>36%</b>	<b>0%</b>
<b>Natural Gas</b>	<b>28%</b>	<b>0%</b>	<b>0%</b>
<b>Nuclear</b>	<b>33%</b>	<b>9%</b>	<b>0%</b>
<b>Other</b>	<b>0%</b>	<b>0%</b>	<b>0%</b>
<b>Unspecified Sources of Power**</b>	<b>0%</b>	<b>1%</b>	<b>0%</b>
<b>TOTAL</b>	<b>100%</b>	<b>100%</b>	<b>100%</b>

\* As reported to the California Energy Commission's Power Source Disclosure Program. PG&E data is subject to an independent audit and verification that will not be completed until later in 2026. Ava Community Energy attests to the veracity of Ava Community Energy's data by October 2026. The figures above may not sum up to 100% due to rounding. Please visit [pge.com/cca](https://pge.com/cca) for any updates to the Power Content Label data.

\*\* Unspecified sources of power refers to electricity that is not traceable to a specific generating facility, such as electricity traded through open market transactions. Unspecified sources of power are typically a mix of all resource types, and may include renewables.

For information, visit:

Para detalles de este programa en español, visite:


參閱本計劃中文版本, 請上網:

Para sa karagdagang impormasyon tungkol sa programa na ito sa wikang Filipino bisitahin ang: [AvaEnergy.org](https://www.avaenergy.org)

**E-TOU-C**  
**2025 Vintage**



Ava Community Energy  
1999 Harrison St. Ste 2300  
Oakland, CA 94612



## We support your power to choose

As part of our mutual commitment to support your energy choice, Ava Community Energy and Pacific Gas and Electric Company (PG&E) have partnered to provide you with a comparison of typical residential electric rates, average monthly charges and generation portfolio contents.

If this comparison does not address your specific rate, please visit PG&E online at [pge.com/cca](https://pge.com/cca) or call (866) 743-0335. For Ava Community Energy, visit [AvaEnergy.org](https://AvaEnergy.org) or call (833) 699-3223.

# Understanding your energy choice

## 2026 Residential Rate Comparison, E-TOU-C\*

	PG&E	Ava Community Energy Bright Choice	Ava Community Energy Renewable 100
Generation Rate (\$/kWh)	\$0.12128	\$0.12072	\$0.13878
PG&E Delivery Rate (\$/kWh)	\$0.29782	\$0.29782	\$0.29782
PG&E PCIA/FF (\$/kWh)	-\$0.00918	-\$0.00918	-\$0.00918
Total Electricity Cost (\$/kWh)	\$0.40992	\$0.40936	\$0.42742
<b>Average Monthly Bill (\$)</b>	<b>\$138.52</b>	<b>\$138.33</b>	<b>\$144.43</b>

\* This compares electricity costs for an average residential customer in the Ava Community Energy/PG&E service area with an average monthly usage of 338 kilowatt-hours (kWh). This is based on a representative 12-month billing history for all customers on E-TOU-C rate schedules for **PG&E's published rates as of March 2026 and Ava Community Energy's published rates as of March 2026.**

**Generation Rate** is the cost of creating electricity to power your home. The generation rate varies based on your energy provider and the resources included in your energy provider's generation supply.

**PG&E Delivery Rate** is a charge assessed by PG&E to deliver electricity to your home. The PG&E delivery rate depends on your electricity usage, but is charged equally to both Ava Community Energy and PG&E customers.

**PG&E PCIA/FF** represents the Power Charge Indifference Adjustment (PCIA) and the Franchise Fee surcharge (FF). The PCIA is a charge to ensure that both PG&E customers and those who have left PG&E service to purchase electricity from other providers pay the above market costs for generation resources that were procured by PG&E on their behalf. "Above market" refers to expenditures for electric generation resources that cannot be fully recovered through sales of these resources at current market prices. PG&E acts as a collection agent for the FF surcharge, which is levied by the California Public Utilities Commission (CPUC) on behalf of cities and counties in PG&E's service territory for all customers. PG&E bundled customers pay the PCIA and FF fees associated with the most currently available vintage year. PG&E charges Ava Community Energy customers the PCIA and FF fees based on the year that they transitioned to Ava Community Energy service. Visit [AvaEnergy.org](https://www.avaenergy.org) for more information.

**Base Services Charge (BSC):** as of March 2026, your electric bill separates some fixed service costs from the price per kWh. The BSC is embedded into the average rate and bill costs presented. Visit [pge.com/baseservicescharge](https://www.pge.com/baseservicescharge) for more information.

If this comparison does not address your specific rate, please visit PG&E online at [pge.com/ccca](https://www.pge.com/ccca) or call (866) 743-0335. For Ava Community Energy, visit [AvaEnergy.org](https://www.avaenergy.org) or call (833) 699-3223.

## Electric Power Generation Mix\* Percent of Total Retail Sales (kWh)

Specific Purchases	PG&E	Ava Bright Choice	Ava Renewable 100
<b>Renewable Procurements</b>	<b>33%</b>	<b>54%</b>	<b>100%</b>
Biomass & Biowaste	3%	12%	0%
Geothermal	0%	1%	0%
Eligible Hydroelectric	2%	1%	0%
Solar	21%	25%	61%
Wind	7%	15%	39%
<b>Coal</b>	<b>0%</b>	<b>0%</b>	<b>0%</b>
<b>Large Hydroelectric</b>	<b>6%</b>	<b>36%</b>	<b>0%</b>
<b>Natural Gas</b>	<b>28%</b>	<b>0%</b>	<b>0%</b>
<b>Nuclear</b>	<b>33%</b>	<b>9%</b>	<b>0%</b>
<b>Other</b>	<b>0%</b>	<b>0%</b>	<b>0%</b>
<b>Unspecified Sources of Power**</b>	<b>0%</b>	<b>1%</b>	<b>0%</b>
<b>TOTAL</b>	<b>100%</b>	<b>100%</b>	<b>100%</b>

\* As reported to the California Energy Commission's Power Source Disclosure Program. PG&E data is subject to an independent audit and verification that will not be completed until later in 2026. Ava Community Energy attests to the veracity of Ava Community Energy's data by October 2026. The figures above may not sum up to 100% due to rounding. Please visit [pge.com/ccca](https://www.pge.com/ccca) for any updates to the Power Content Label data.

\*\* Unspecified sources of power refers to electricity that is not traceable to a specific generating facility, such as electricity traded through open market transactions. Unspecified sources of power are typically a mix of all resource types, and may include renewables.

For information, visit:

Para detalles de este programa en español, visite:

參閱本計劃中文版本, 請上網:

Para sa karagdagang impormasyon tungkol sa programa na ito sa wikang Filipino bisitahin ang:


[AvaEnergy.org](https://www.avaenergy.org)

**E-1L**

**2025 Vintage**



Ava Community Energy  
1999 Harrison St. Ste 2300  
Oakland, CA 94612



## We support your power to choose

As part of our mutual commitment to support your energy choice, Ava Community Energy and Pacific Gas and Electric Company (PG&E) have partnered to provide you with a comparison of typical residential electric rates, average monthly charges and generation portfolio contents.

If this comparison does not address your specific rate, please visit PG&E online at [pge.com/cca](https://www.pge.com/cca) or call (866) 743-0335. For Ava Community Energy, visit [AvaEnergy.org](https://www.AvaEnergy.org) or call (833) 699-3223.

# Understanding your energy choice

## 2026 Residential Rate Comparison, E-1L\*

	PG&E	Ava Community Energy Bright Choice	Ava Community Energy Renewable 100
Generation Rate (\$/kWh)	\$0.12762	\$0.12703	\$0.14512
PG&E Delivery Rate (\$/kWh)	\$0.11327	\$0.11327	\$0.11327
PG&E PCIA/FF (\$/kWh)	-\$0.00918	-\$0.00918	-\$0.00918
Total Electricity Cost (\$/kWh)	\$0.23171	\$0.23112	\$0.24921
<b>Average Monthly Bill (\$)</b>	<b>\$100.66</b>	<b>\$100.40</b>	<b>\$108.26</b>

\* This compares electricity costs for an average residential customer in the Ava Community Energy/PG&E service area with an average monthly usage of 434 kilowatt-hours (kWh). This is based on a representative 12-month billing history for all customers on E-1L rate schedules for **PG&E's published rates as of March 2026 and Ava Community Energy's published rates as of March 2026.**

**Generation Rate** is the cost of creating electricity to power your home. The generation rate varies based on your energy provider and the resources included in your energy provider's generation supply.

**PG&E Delivery Rate** is a charge assessed by PG&E to deliver electricity to your home. The PG&E delivery rate depends on your electricity usage, but is charged equally to both Ava Community Energy and PG&E customers.

**PG&E PCIA/FF** represents the Power Charge Indifference Adjustment (PCIA) and the Franchise Fee surcharge (FF). The PCIA is a charge to ensure that both PG&E customers and those who have left PG&E service to purchase electricity from other providers pay the above market costs for generation resources that were procured by PG&E on their behalf. "Above market" refers to expenditures for electric generation resources that cannot be fully recovered through sales of these resources at current market prices. PG&E acts as a collection agent for the FF surcharge, which is levied by the California Public Utilities Commission (CPUC) on behalf of cities and counties in PG&E's service territory for all customers. PG&E bundled customers pay the PCIA and FF fees associated with the most currently available vintage year. PG&E charges Ava Community Energy customers the PCIA and FF fees based on the year that they transitioned to Ava Community Energy service. Visit [AvaEnergy.org](https://www.avaenergy.org) for more information.

**Base Services Charge (BSC):** as of March 2026, your electric bill separates some fixed service costs from the price per kWh. The BSC is embedded into the average rate and bill costs presented. Visit [pge.com/baseservicescharge](https://www.pge.com/baseservicescharge) for more information.

If this comparison does not address your specific rate, please visit PG&E online at [pge.com/ccca](https://www.pge.com/ccca) or call (866) 743-0335. For Ava Community Energy, visit [AvaEnergy.org](https://www.avaenergy.org) or call (833) 699-3223.

## Electric Power Generation Mix\* Percent of Total Retail Sales (kWh)

Specific Purchases	PG&E	Ava Bright Choice	Ava Renewable 100
<b>Renewable Procurements</b>	<b>33%</b>	<b>54%</b>	<b>100%</b>
Biomass & Biowaste	3%	12%	0%
Geothermal	0%	1%	0%
Eligible Hydroelectric	2%	1%	0%
Solar	21%	25%	61%
Wind	7%	15%	39%
<b>Coal</b>	<b>0%</b>	<b>0%</b>	<b>0%</b>
<b>Large Hydroelectric</b>	<b>6%</b>	<b>36%</b>	<b>0%</b>
<b>Natural Gas</b>	<b>28%</b>	<b>0%</b>	<b>0%</b>
<b>Nuclear</b>	<b>33%</b>	<b>9%</b>	<b>0%</b>
<b>Other</b>	<b>0%</b>	<b>0%</b>	<b>0%</b>
<b>Unspecified Sources of Power**</b>	<b>0%</b>	<b>1%</b>	<b>0%</b>
<b>TOTAL</b>	<b>100%</b>	<b>100%</b>	<b>100%</b>

\* As reported to the California Energy Commission's Power Source Disclosure Program. PG&E data is subject to an independent audit and verification that will not be completed until later in 2026. Ava Community Energy attests to the veracity of Ava Community Energy's data by October 2026. The figures above may not sum up to 100% due to rounding. Please visit [pge.com/ccca](https://www.pge.com/ccca) for any updates to the Power Content Label data.

\*\* Unspecified sources of power refers to electricity that is not traceable to a specific generating facility, such as electricity traded through open market transactions. Unspecified sources of power are typically a mix of all resource types, and may include renewables.

For information, visit:

Para detalles de este programa en español, visite:

參閱本計劃中文版本, 請上網:

Para sa karagdagang impormasyon tungkol sa programa na ito sa wikang Filipino bisitahin ang: [AvaEnergy.org](https://www.avaenergy.org)