



Community Advisory Committee

June 15, 2026

6:00 pm

In Person:

Board Room

Ava Community Energy
1999 Harrison St, Ste 2300
Oakland, CA 94612

Or from the following remote locations:

4563 Meyer Park Circle, Fremont, CA 94536
1234 W Oak St, Stockton, CA 95204
2277 Pyrenees Ave., Stockton, Ca 95210

Via Zoom:

<https://us02web.zoom.us/j/84794506189>

Or join by phone:

Dial(for higher quality, dial a number based on your current location):

US: +1 669 900 6833 or +1 346 248 7799 or +1 253 215 8782 or +1 929
205 6099 or +1 301 715 8592 or +1 312 626 6799 or 877 853 5257 (Toll Free)

Webinar ID: 847 9450 6189

Meetings are accessible to people with disabilities. Individuals who need special assistance or a disability-related modification or accommodation to participate in this meeting, or who have a disability and wish to request an alternative format for the meeting materials, should contact the Clerk of the Board at least 2 working days before the meeting at (510) 906-0491 or cob@avaenergy.org.

If you have anything that you wish to be distributed to the Committee, please email it to the clerk by 5:00 pm the day prior to the meeting.

C1. Welcome & Roll Call

C2. Public Comment

This item is reserved for persons wishing to address the Committee on any Ava Community Energy-related matters that are not otherwise on this meeting

agenda. Public comments on matters listed on the agenda shall be heard at the time the matter is called. As with all public comment, members of the public who wish to address the Committee are customarily limited to two minutes per speaker and must complete an electronic [speaker slip](#). The Committee Chair may increase or decrease the time allotted to each speaker.

C3. CAC Chair Report

C4. Minutes from April 13, 2026 and May 18, 2026 meetings

C5. FY 2026-2027 Annual Budget (BOD Action Item)

Approve the next fiscal year budget

C6. Rosenberg's Rules of Order (CAC Informational Item)

Review Rosenberg's Rules of Order

C7. CAC Member and Staff Announcements including requests to place items on future Community Advisory Committee Meeting Agendas

C8. Adjourn

The next Community Advisory Committee meeting will be held on Monday, July 15, 2026 at 6:00 pm.

Board Meeting Access Instructions

If you need help finding or accessing the building, please call our Ava representative who is stationed in the building lobby: 510-393-0492.

Directions

Directions via BART

If you are taking BART: the 19th Street station is the closest stop to our office and is about a 5 minute walk away. Use the 20th St / Thomas L. Berkeley Way station exit.

Directions via Bike

Bike riders wanting to park their bike inside the parking garage can enter through the main building lobby. Bike parking is available on the parking garage first level right in front of the garage elevators.


Directions to Parking Garage via Car

The entrance to the building's attached garage is located on Harrison Street. If you're driving northbound on Harrison Street, as soon as you cross 19th St. the garage entrance is 3/4 down on your left-hand side. If you're heading east on Thomas L Berkeley Way/20th St. Continue East then make a right turn on Harrison Street, and the garage entrance is a quarter block up on your right-hand side.

When you arrive, enter via the gate labeled "Public Parkers". There are four floors of the parking garage, and you will need to take the elevator in the parking garage to the first floor. The parking attendant or an Ava representative will provide access into the building lobby.

The parking garage entry gate will be open until 8pm for CAC and BOD meetings. Attendees can exit the parking garage until 11pm.

Note that the garage's parking fee is \$30 per use. Street parking is widely available near the building and free after 6pm.



Public Parkers entrance

Check-in at Security Desk

When you arrive at our building, please check in with the security desk in the lobby to get access to the elevators. If you have questions or need assistance, an Ava representative will be stationed and identifiable in the lobby. They can be reached at: 510-393-0492.



Draft Minutes
Community Advisory Committee Meeting
April 13, 2026
6:00 pm

In Person:
Board Room
Ava Community Energy
1999 Harrison St, Ste 2300
Oakland, CA 94612

Or from the following remote locations:
1343 Fairview Ct, Livermore CA 94550
4563 Meyer Park Circle, Fremont, CA 94536
4664 Rousillon Ave, Fremont, CA 94555
1234 W Oak St, Stockton CA, 95204
1743 140th Avenue, San Leandro CA 94578

Via Zoom:
<https://us02web.zoom.us/j/84794506189>

Or join by phone:
Dial(for higher quality, dial a number based on your current location):
US: +1 669 900 6833 or +1 346 248 7799 or +1 253 215 8782 or +1 929
205 6099 or +1 301 715 8592 or +1 312 626 6799 or 877 853 5257 (Toll Free)
Webinar ID: 847 9450 6189

Meetings are accessible to people with disabilities. Individuals who need special assistance or a disability-related modification or accommodation to participate in this meeting, or who have a disability and wish to request an alternative format for the meeting materials, should contact the Clerk of the Board at least 2 working days before the meeting at (510) 906-0491 or cob@avaenergy.org.

If you have anything that you wish to be distributed to the Committee, please email it to the clerk by 5:00 pm the day prior to the meeting.

C1. Welcome & Roll Call

Present: Members: Landry, Weiner, Lakshman, Harper, Lutz, Hernandez and Chair Souza

Not Present: Members: Stephenson, Swaminathan, Pacheco and Vice-Chair Balkissoon

C2. (9:08) Public Comment

This item is reserved for persons wishing to address the Committee on any Ava Community Energy-related matters that are not otherwise on this meeting agenda. Public comments on matters listed on the agenda shall be heard at the time the matter is called. As with all public comment, members of the public who wish to address the Committee are customarily limited to two minutes per speaker and must complete an electronic [speaker slip](#). The Committee Chair may increase or decrease the time allotted to each speaker.

(9:35) Public Comment – Jessica Tovar (People’s Clean Power Alliance / Local Clean Energy Alliance) asked that the Board make permanent the proposed policy barring contractors affiliated with ICE, rather than allowing it to expire in 2028. Tovar also expressed concern about proposed changes to the Community Advisory Committee and recommended the implementation of staggered terms and additional public notice.

Chair Souza referenced a letter signed by several CAC members regarding the proposed non-renewal of certain CAC appointments and stated that the letter and related feedback would be included in the April 15, 2026 CAC Chair Report.

C3. (28:25) Approval of Minutes from March 16, 2026

Member Lutz motioned to approve the minutes. Member Landry seconded the motion, which was approved 7/0/0/0/4:

Yes: Members: Landry, Weiner, Lakshman, Harper, Lutz, Hernandez and Chair Souza

No: none

Abstain: none

Recuse: none

Not Present: Members: Stephenson, Swaminathan, Pacheco and Vice-Chair Balkissoon

C4. (29:40) CAC Chair Report

Chair Souza stated that a Chair Report would not be given.

C5. (31:56) 2026 California Legislative Program Administrative Update (BOD Action Item)

Administrative updates on legislative program for 2026

Sam Sadle, Principle Legislative Manager, introduced the item and answered questions from the committee.

There were no public comments.

C6. (40:02) 2026 California Legislative Positions (BOD Action Item)

Consideration of 2026 proposed legislative positions

Sam Sadle, Principle Legislative Manager, introduced the item and answered questions from the committee. Sam was joined by **Dominic Faria, Senior Policy Coordinator** and **Kendall Downie, Public Policy Coordinator**.

(1:31:40) Public Comment – Katherine Bierce asked how the agency measures resource adequacy, particularly whether it accounts for the physical limitations of the grid, such as wire capacity.

Member Lutz motioned to approve the staff’s recommendation. Member Landry seconded the motion, which was approved 7/0/0/0/4:

Yes: Members: Landry, Weiner, Lakshman, Harper, Lutz, Hernandez and Chair Souza

No: none

Abstain: none

Recuse: none

Not Present: Members: Stephenson, Swaminathan, Pacheco and Vice-Chair Balkissoon

C7. (1:42:04) Health-e Communities Pilot Update (BOD Informational Item)

Update on the results of the Health-e Communities Pilot

Dan Bertoldi, Electrification Program Manager, presented an update on the Health-e Communities Pilot

(2:04:08) Public Comment – Jessica Tovar spoke about the history of the Health-e Communities program and encouraged coordination with the Building Energy, Equity & Power (BEEP) Coalition, which advocates for equitable electrification. Tovar also asked about coordination between staff and local CBOs, and if Health-e Communities pilot programs results have been published.

(2:07:24) Public Comment – Katharine Bierce asked if community-based organizations were also engaged in the outreach process, and stated that partnership with trusted local groups could improve participation. Katherine Bierce also suggested exploring battery-enabled electric stoves as a cost-effective alternative in buildings where rewiring is impractical.

C8. (2:26:22) Ad Hoc Committee Update (CAC Informational Item)

Chair Souza noted that the committee had been considering forming an ad hoc focused on CCA-related issues but had decided against it. The Chair stated that current plan is to consolidate the Affordability Ad Hoc and the Local Development Business Plan Ad Hoc into a single combined body.

There were no public comments for this item.

C9. (2:27:27) CAC Member and Staff Announcements including requests to place items on future Community Advisory Committee Meeting Agendas

The Chair, Members, and staff expressed appreciation for both continuing and departing CAC members.

Member Weiner recommending the development of a formal onboarding process.

C10. (2:36:59) Adjourn

The meeting was adjourned at 8:37 pm.

The next Community Advisory Committee meeting will be held on Monday, May 18, 2026 at 6:00 pm.

4/13/26 – Ava Community Advisory Committee

AI Generated Courtesy Summary - not official minutes

This summary has not been reviewed
for accuracy

C1. Welcome & Roll Call

The meeting was called to order at 6:08 PM at Ava Community Energy, 1999 Harrison Street, Suite 2300, Oakland, California. Roll call was conducted by the Clerk.

Present: Member Landry, Member Weiner, Member Lockman, Member Harper, Member Lutz, Member Hernandez, Chair Susan

Absent: Member Stevenson, Member Swaminathan, Member Cheka, Member Lewis

A quorum was established.

C2. Public Comment

Jessica Tovar of the People's Clean Power Alliance and Local Clean Energy Alliance addressed the Committee on two matters not on the agenda. First, she urged that any board resolution prohibiting contractors who work with ICE from being engaged by the agency be made permanent, rather than subject to a sunset date of December 31, 2028. Second, she expressed concern about the scale of the pending CAC membership turnover, noting the loss of institutional knowledge ahead of significant upcoming matters including the fiscal budget, and questioned whether incoming members would have sufficient time to onboard effectively.

Member Landry raised both concerns from the floor, inquiring whether the ICE contractor sunset date could be addressed and whether the CAC reconstitution could be agendized. Staff clarified that the forthcoming board item pertained solely to standard CAC appointments to fill vacancies and did not involve any structural reconfiguration of the Committee. The Clerk advised that adding items to the agenda after posting would require a two-thirds vote of the body upon a finding of emergency. Chair Susan indicated she would raise the ICE contractor sunset issue in her CAC Chair Report to the Board.

Chair Susan read aloud a letter, co-signed by herself and other CAC members, addressed to the Board of Directors. The letter expressed concern that the turnover of more than half the Committee's membership—six of eleven members—risked compromising institutional efficacy. The letter specifically advocated for the retention of Member Jim Lutz, who had applied for reappointment and had not reached his term limit, and Ernest Pacheco, whose application was submitted a few hours past the deadline. Staff noted that Mr. Pacheco had not

formally applied within the window. Chair Susan indicated the letter would be circulated to remaining CAC members for additional signatures and submitted to the Board prior to the Wednesday meeting.

C3. Approval of Minutes from March 16, 2026

Motion to approve the minutes from the March 16, 2026 meeting was made by Member Lutz and seconded by Chair Susan. The motion carried unanimously.

C4. CAC Chair Report

Chair Susan reported that a CAC Chair report from the March 16 Board meeting was unavailable, as notes from the member who attended had not been received. No formal report was presented.

C5. 2026 California Legislative Program Administrative Update (BOD Action Item)

Sam, Legislative Affairs lead, presented non-substantive administrative updates to the agency's annual legislative program document, which is approved by the Board each year. The three changes proposed were: clarification and simplification of descriptive language; the addition of "autonomy" as a standalone entry in the list of positions; and a retitling of the document from "Legislative Program" to "Legislative Platform" to better reflect industry standards. The item was heard at the Member Representatives Liaison (MRL) meeting the prior week and was placed on the Board's consent agenda for Wednesday's meeting.

Member Lutz recommended that the legislative team expand its engagement beyond paid lobbyists and direct staff contacts with legislators to also include local and state non-governmental organizations and labor unions, citing the added weight such partnerships could provide. Staff acknowledged the comment and directed the Committee to page 14 of the legislative platform, which references partner organizations engaged in legislative work.

C6. 2026 California Legislative Positions (BOD Action Item)

Staff presented recommendations for the Board to take formal positions on eight bills across five topic areas: affordability, protecting community choice, decarbonization, local development, and increasing bill transparency. Staff recommended three bills for a Support position and five for a Support If Amended position, with no opposition positions recommended at this stage of the session. Staff noted that many large-load data center bills remain in flux and will be reassessed as legislative packages develop.

The eight bills recommended were as follows:

Affordability

- AB 1975 (Schultz) — Encourages greater utilization of existing grid capacity to avoid costly infrastructure expansion; requires the CPUC to establish a grid utilization metric and targets for IOUs. Staff recommended: Support If Amended, to ensure CCAs receive credit for load flexibility programs such as Ava's Smart Home Battery Program, and are given the option to propose their own grid utilization programs.
- AB 2266 (Schultz) — Requires the CPUC to adopt a single uniform capacity evaluation methodology for resource adequacy and IRP by January 2030, reducing administrative burden and compliance costs. Staff recommended: Support.

Protecting Community Choice

- AB 1577 (Bauer-Kahan) — Requires ongoing reporting of data center energy and water consumption and directs the state to incorporate that data into long-term planning. Staff recommended: Support If Amended, to ensure reporting timelines are workable for CCAs given data flows from IOUs.

Decarbonization

- SB 1168 — Imposes surcharges on electricity and natural gas consumption by large data centers, directing funds toward offsetting wildfire-related costs embedded in customer rates. Staff recommended: Support.

Local Development

- SB 222 (Wiener) — Standardizes and streamlines local permitting for residential heat pump water heaters and heat pump HVAC systems, including automated permitting and fee limits. Staff recommended: Support.
- AB 2389 (Irwin) — Extends the existing property tax exclusion for customer-sited solar and paired battery storage by five years through the end of 2031. Staff recommended: Support If Amended, to require that solar systems be paired with batteries to qualify.
- SB 868 (Wiener) — Legalizes plug-in/balcony solar systems in California by exempting qualifying devices from interconnection requirements. Staff recommended: Support If Amended, to require battery pairing and clarify inverter backfeeding prevention language.
- SB 913 (Becker) — Provides a pathway for aggregated distributed energy resources (DERs) to qualify for resource adequacy credit and allows LSEs to count aggregated DERs toward RA compliance obligations. Staff recommended: Support If Amended, to ensure DERs are an option and not a mandate for RA procurement. Staff noted that amendments released the day of the meeting may address Ava's concerns, potentially warranting a change to full Support.

Discussion included Member Lutz's inquiry into the relative cost significance of resource adequacy within Ava's procurement budget; staff confirmed it represented a substantial portion, approximately 20–30%. Member Lutz initially moved to change the position on SB 868 from Support If Amended to full Support, but withdrew the motion following staff clarification that the bill's plug-in solar systems would not be grid-connected and therefore would not be eligible for virtual power plant (VPP) programs, and that the battery-pairing amendment was necessary to ensure energy generated by the systems is actually used by households. Member Hernandez raised questions regarding SB 1168 and how a surcharge on natural gas furthers decarbonization goals; staff explained the bill is designed to disincentivize fossil fuel use by data centers and encourage electrification, while directing collected funds to reduce wildfire-related charges in customer rates.

Motion to recommend that the Board adopt all eight legislative positions as presented by staff was made by Member Lutz and seconded by Member Landry. The motion carried unanimously.

C7. Health-e Communities Pilot Update (BOD Informational Item)

Dan Bertoldi, Electrification Program Manager, presented results of the Health-e Communities pilot, a low-income direct-install induction stove electrification program that ran from October 2024 through September 2025. The pilot's total cost was approximately \$1.25 million, of which \$1.15 million covered implementation and approximately \$100,000 funded an air quality analysis supported by a grant from the Energy Foundation. Implementation was carried out by Franklin Energy Services, with air quality monitoring conducted by Berkeley Air Monitoring Group.

The pilot completed 162 installations across Ava's service area. Key findings included a 70% median reduction in indoor nitrogen dioxide concentrations—bringing time above EPA thresholds from 13 minutes per day to effectively zero—and a reduction in carbon monoxide exposure from 1 minute per day above threshold to zero. Despite outreach to approximately 56,000 customers, only 518 applications were received. Of those who received a site visit, only about half proceeded to installation, with approximately one quarter of site visits resulting in ineligibility due to unsafe or insufficient electrical panel capacity. Average project timelines ran approximately 75 days to installation and 90 days to project completion, largely driven by permitting delays that varied significantly across jurisdictions.

Staff concluded that the pilot would not be scaled up as originally contemplated, but that its learnings—particularly regarding permitting timelines, virtual pre-screening, panel infrastructure constraints, and the value of partnerships with member cities and community-based organizations—would be applied to future building

electrification programs. An estimated \$8.5 million in reserved budget will be reinvested into future building electrification efforts.

Committee members commended the program's health outcomes and encouraged continued investment in similar low-income electrification initiatives. Public commenters, including Jessica Tovar of the Local Clean Energy Alliance, noted the program's origins in community advocacy and encouraged formal reporting and partnership with community-based organizations in future program design. A member of the public, Catherine Beers, suggested exploring battery-enabled induction appliances to reduce the electrical infrastructure barrier.

Staff noted that a detailed written report had not been produced but that data could be shared with interested organizations, and that findings had been shared informally with California Energy Commission leadership including Commissioner McAllister and President Hochschild.

C8. Ad Hoc Committee Update (CAC Informational Item)

Chair Susan reported that the previously contemplated CCA 3 Ad Hoc Committee would not be formed at this time. The Affordability Ad Hoc Committee would be combined with the Long-Term Business Plan (LTBP) Ad Hoc Committee. The combined Ad Hoc is currently below its target membership.

C9. CAC Member and Staff Announcements including requests to place items on future Community Advisory Committee Meeting Agendas

The Chair and several Committee members offered remarks acknowledging the service of departing members and expressing gratitude for their contributions. Staff, represented by Kate, thanked all members for their dedication and encouraged departing members to take their name plaques as keepsakes. Member Weiner recommended that a formal onboarding process be developed for incoming CAC members to provide baseline knowledge of Ava's structure, programs, and finances. Chair Susan indicated that such a process was in development.

No items were requested for future agenda inclusion.

C10. Adjourn

The meeting was adjourned at 8:37 PM. The next Community Advisory Committee meeting is scheduled for Monday, May 18, 2026 at 6:00 PM.



Draft Minutes

Community Advisory Committee Onboarding Training

May 18, 2026

6:00 pm

In Person:

Board Room

Ava Community Energy

1999 Harrison St, Ste 2300

Oakland, CA 94612

Or from the following remote locations:

4563 Meyer Park Circle, Fremont, CA 94536

4664 Rousillon Ave., Fremont, CA 94555

1234 W Oak St, Stockton, CA 95204

2277 Pyrenees Ave., Stockton, Ca 95210

Via Zoom:

<https://us02web.zoom.us/j/84794506189>

Or join by phone:

Dial(for higher quality, dial a number based on your current location):

US: +1 669 900 6833 or +1 346 248 7799 or +1 253 215 8782 or +1 929

205 6099 or +1 301 715 8592 or +1 312 626 6799 or 877 853 5257 (Toll Free)

Webinar ID: 847 9450 6189

Meetings are accessible to people with disabilities. Individuals who need special assistance or a disability-related modification or accommodation to participate in this meeting, or who have a disability and wish to request an alternative format for the meeting materials, should contact the Clerk of the Board at least 2 working days before the meeting at (510) 906-0491 or cob@avaenergy.org.

If you have anything that you wish to be distributed to the Committee, please email it to the clerk by 5:00 pm the day prior to the meeting.

C1. (19:50) Oath of Office

The following new members and alternates were sworn in:

Katharine Bierce (North – Member)
Emma Riley (North – Member)
Andrew Krulewitz (North – Alternate)
Thomas Edmunds (East – Member)
Rachel DiFranco (Central – Member)
Christopher Epperson (Central – Alternate)
Gorgina Halaufia (San Joaquin County – Member)
Karl Knodt (San Joaquin County – Member)
Tanisha Raj (At Large – Member)
Brodie Roberts (At Large – Member)

C2. (21:43) Welcome & Roll Call

Please note that CAC members and alternates were invited to attend the May 18, 2026 Onboarding Training.

Present: Members and Alternates: Bierce, Riley, Krulewitz, Edmunds, DiFranco, Epperson, Harper, Halaufia, Knodt, Raj, Roberts and Chair Souza

Not Present: Members: Swaminathan, Lakshman and Vice-Chair Balkissoon

C3. (22:03) Public Comment

This item is reserved for persons wishing to address the Committee on any Ava Community Energy-related matters that are not otherwise on this meeting agenda. Public comments on matters listed on the agenda shall be heard at the time the matter is called. As with all public comment, members of the public who wish to address the Committee are customarily limited to two minutes per speaker and must complete an electronic [speaker slip](#). The Committee Chair may increase or decrease the time allotted to each speaker.

(23:25) Public Comment – Jessica Tovar urged the Community Advisory Committee (CAC) to remain actively involved in Ava’s budget process, and noted that the annual fiscal budget preview was not included on the meeting agenda.

(25:19) Public Comment – Imari Mars Keith expressed concern that Ava’s draft budget allocates zero dollars to local development programs and urged Ava to invest in equitable clean energy initiatives.

(26:55) Public Comment – Jed Holtzman spoke about the health impacts of pollution from residential and commercial gas appliances. Jed Holtzman encouraged Ava to fund the local development business plan and support programs such as rebates and bill credits to help residents transition to cleaner electric appliances.

(28:48) Public Comment – Dohee Kim thanked Ava staff and CAC members for their work on the local development business plan and encouraged continued investment in community-focused clean energy programs.

C4. (31:50) CAC Onboarding Session (CAC Informational Item)

Cait Cady, Alex DiGiorgio and Adrian Bankhead provided the CAC Member Orientation and answered questions from the Committee.

(2:16:02) Public Comment – Jessica Tovar encouraged new CAC members to review the Local Development Business Plan and Ava’s Workforce and Environmental Justice Resolution (see the January 17, 2024 BOD meeting at <https://avaenergy.org/meetings/board-of-directors-meeting-1-17-24/>).

(2:19:33) Public Comment – Former CAC Member Cynthia Landry thanked the CAC for the recognition of her service and reflected on her four terms on the committee.

C5. (2:21:54) CAC Member and Staff Announcements including requests to place items on future Community Advisory Committee Meeting Agendas

- **Member Bierce** requested several future agenda items:
 - a staff presentation on the local development fund balance, the draw down trajectory and the criteria used by the board to decide contributions;
 - consideration of a community organizational capacity grant program;
 - a briefing on CPUC Proceeding R.25-02-005 regarding proposed PCIA changes in three proposed tracks; and
 - a quantitative briefing showing the Local Development fund and operating headroom implications under the three anticipated PCIA outcomes.

C6. (2:24:23) Adjourn

The meeting was adjourned at 8:14 pm.

The next Community Advisory Committee meeting will be held on Monday, June 15, 2026 at 6:00 pm.

5/18/26 – Ava Community Advisory Committee

AI Generated Courtesy Summary - not official minutes

This summary has not been reviewed
for accuracy

C1. Oath of Office

The meeting was called to order by Chair Souza at approximately 6:09 PM at 1999 Harrison Street, Oakland. A quorum was confirmed. The Clerk of the Board administered the Oath of Office to newly appointed CAC members: Member Pierce, Member Riley, Member Edmunds, Member DeFranco, Member Halufa, Member Nash, Member Raj, Member Roberts, and Alternate Member Epperson, and Alternate Member Prulis.

C2. Welcome & Roll Call

Present: Member Pierce, Member Riley, Member Felix, Member Evans, Member DeFranco, Alternate Member Everson, Member Harper, Member Halsa, Member Nash, Member Roberts, Member Raj, Vice Chair (not identified), and Chair Souza.

Absent: Member Swaminathan, Member Lachman.

A quorum was established.

C3. Public Comment

Four members of the public addressed the Committee. All comments centered on the absence of funding for the Local Development Business Plan (LDBP) in AVA's draft fiscal year budget, and the need for community investment alongside financial prudence.

Jessica Guadalupe Tovar, Executive Director of the Local Clean Energy Alliance, noted that the annual budget preview — customarily presented at the May CAC meeting — had not been agendaized. She urged CAC members to attend the Board's upcoming budget preview on Wednesday and to exercise their authority under the Joint Powers Agreement to weigh in on matters affecting the agency.

Imari Morris Keith, Sierra Club SF Bay Chapter, highlighted that AVA's draft budget allocates zero dollars to local development, calling this inadequate given the current hostile federal climate environment. She urged the Committee to ensure equitable distribution of resources for electrification, energy efficiency, and grassroots community organizations.

Jed Holtzman, Rocky Mountain Institute, noted that residential and commercial furnaces and water heaters in the Bay Area produce more nitrogen oxide pollution than all passenger vehicles combined, resulting in an estimated 15,000 asthma attacks and 85 premature deaths annually. He encouraged AVA to fund the Local Development Business Plan to support a more equitable clean energy transition.

Do He Kim, Local Clean Energy Alliance and People's Clean Power Alliance, provided context that last year's surplus of over \$100 million had initially been planned to seed a community grants fund or provide a one-time bill credit, both of which were subsequently withdrawn. She emphasized that community investment and financial health are not mutually exclusive goals.

C4. CAC Onboarding Session (CAC Informational Item)

Staff presented a comprehensive orientation for new and continuing CAC members, structured in three parts: an overview of AVA Community Energy, CAC governance and structure, and Brown Act compliance.

Overview of AVA Community Energy was presented by Senior Manager of Public Engagement Alex DiGiorgio and Vice President of Local Development JP Ross. Key points included:

AVA Community Energy is a Community Choice Aggregator (CCA) and Joint Powers Authority responsible for procuring electricity generation on behalf of over 760,000 accounts serving more than 2 million residents across 18 jurisdictions in Alameda and San Joaquin Counties. AVA is not the delivery utility — PG&E continues to deliver power and bill customers, with AVA appearing as a separate generation line item at competitive or lower rates. The agency's 2024 power mix showed Bright Choice at over 60% renewable, with a Renewable 100 option available at a modest premium. AVA holds a board-approved goal of providing carbon-free default service by 2030. Since launch, the agency has saved ratepayers approximately \$183 million through lower rates and bill credits.

Active local development programs include the AIVA Smart Home Charging Program (\$2M), AIVA Bike Electric (\$10M e-bike incentive program with 40% of funds reserved for low-income customers), AIVA Smart Home Battery (\$11M+ for residential solar and storage), Critical Municipal Facilities solar and storage installations, a Community Resilience Hub Program (\$6M), AIVA Charge fast EV charging infrastructure, and a Community Grant Program supporting local organizations.

Chief Customer Officer Annie Henderson provided context on AVA's financial outlook, noting that the agency is forecasting a deficit in the coming fiscal year primarily due to a recalculation of the Power Charge Indifference Adjustment (PCIA). She emphasized that the agency's rate stabilization reserves are designed to absorb such volatility, and that the budget will be presented to the Board for a vote in June following review at the May 21 Board meeting.

CAC Governance was presented by Public Engagement Specialist Kate (last name not stated). The CAC was established in AVA's Joint Powers Agreement to advise the Board of Directors on matters including clean energy targets, local development initiatives, legislative and regulatory priorities, the annual budget, and public engagement. The CAC Chair sits on the Board as a non-voting ex officio member. Members serve two-year terms beginning May 1, 2026 and ending April 30, 2028. CAC meetings are held the Monday preceding the monthly Board meeting, with agendas posted 72 hours in advance. Members participating remotely must properly notice their location in advance and ensure public access is available for the duration of the meeting. A stipend of \$130 per meeting is provided.

Brown Act Compliance was presented by Board Clerk Adrian (last name not stated). Key points emphasized: the CAC is a legislative body subject to the Brown Act; meetings require 72-hour agenda posting; serial communications — including email chains or social media exchanges among a majority of members that allow consensus to form outside of a noticed meeting — constitute illegal meetings and must be avoided. Members were advised to route communications through the Clerk and not to engage other CAC members on agenda matters via social media. Copies of the Brown Act and Rosenberg's Rules of Order were distributed. Questions from members addressed the mechanics of remote participation, social media conduct, closed sessions, and the quorum requirement for members meeting within AVA's service territory.

C5. CAC Member and Staff Announcements including requests to place items on future Community Advisory Committee Meeting Agendas

Chair Souza recognized former long-serving CAC member Cynthia Landry, who offered brief remarks expressing appreciation for the orientation and the committee's work, and indicated her interest in continuing to contribute in an ad hoc capacity.

One CAC member submitted four requests for future agenda items: (1) a staff presentation on the local development fund balance, drawdown trajectory, and Board criteria for contributions; (2) consideration of a community organizational capacity grant in the range of \$50,000 per year; (3) a staff briefing on CPUC Proceeding R.25-02-005 covering PCIA reform tracks and CalCCA's advocacy posture; and (4) a quantitative briefing modeling Local Development fund and operating headroom under various PCIA outcome scenarios. Chair Souza indicated these requests would be taken under advisement.

A second public comment was offered by Jessica Guadalupe Tovar, who directed members to two key documents: the Local Development Business Plan (LDBP) and AVA's Workforce and Environmental Justice Resolution adopted in early 2024.

C6. Adjourn

The meeting was adjourned by Chair Souza at 8:14 PM. The next Community Advisory Committee meeting will be held on Monday, June 15, 2026 at 6:00 PM.



**ENERGY
CHANGEMAKERS**

Subscribe

The Voice of Distributed Energy
 Power demand is surging. The market is shifting.
Spot grid edge opportunities—
before your competitors do.



**ENERGY
CHANGEMAKERS**



Subscribe Now

FEATURED

The Significance of the Google/Voltus Deal Beyond the Megawatts

by Elisa Wood



Halfpoint/Shutterstock.com

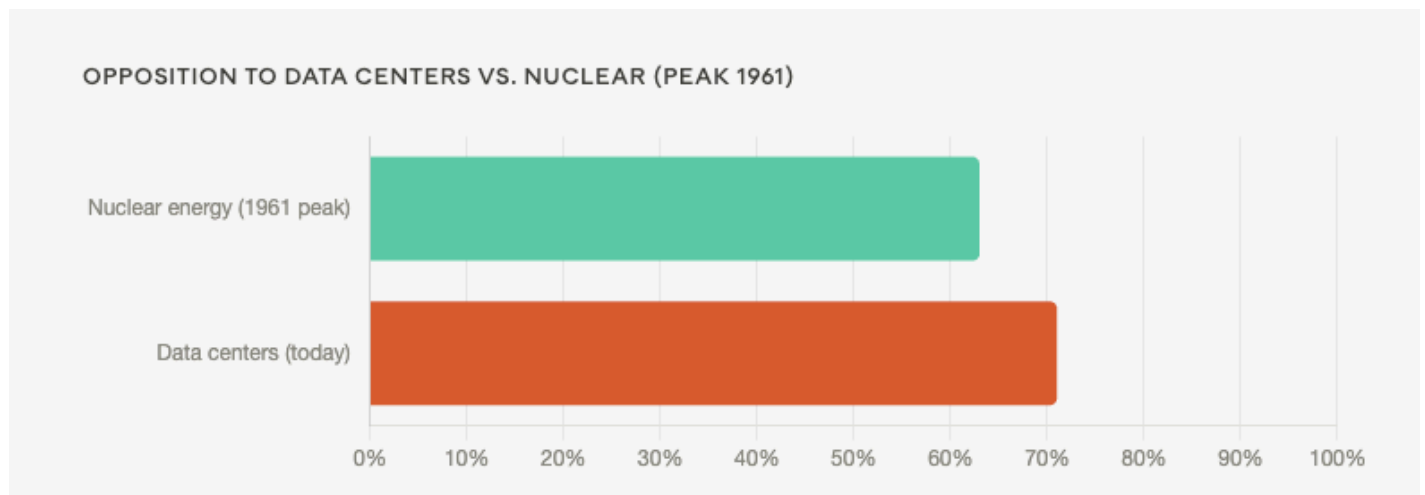
JUNE 6, 2026

SHARE

A recent Gallup poll found that a whopping 71% of Americans oppose building data centers in their communities. To put the number in perspective, data centers are less liked than nuclear energy when outcry against it peaked in 1961.

Clearly, data centers face a public relations problem for the ages. And AI's voracious appetite for electricity is at its center.

In fact, it's the top concern, according to another poll released this week by Heatmap, which found that half of data center opponents hold them accountable for high electricity prices, up from 28% in August – a big jump in a short time period.



Source: Gallup

Giving back something tangible

What if instead of promises, data centers gave something tangible back to the community that directly addresses the energy crunch? The recent three-year, 100-MW virtual power plant deal struck between Google and energy company Voltus – and similar proposals – could do that.

Rather than building more power plants or transmission lines, Voltus makes better use of the latent energy in homes and businesses – flexible assets such as batteries, smart thermostats, solar panels, electric vehicles and backup generators to serve the PJM grid.

Aggregating these devices via software into a virtual power plant creates an energy resource that kicks into action when the grid is under strain and electricity prices soar. Batteries discharge. EV charging slows. Onsite power kicks on. The virtual power plant helps stabilize the balance between supply and demand in the same way a physical power plant would, while avoiding the cost and disruption of its construction.

In return for participating in the voluntary program, the household or business receives payment for use of its devices.

So the data center provides two direct benefits to the community through its virtual power plant. First, it offsets some of the electric demand that communities fear is driving up prices. And second, it channels revenue directly to community members.

Adam Scarsella, vice president of digital infrastructure sales at Voltus, describes the concept – and how Voltus’s evolved to provide it – in this [Energy Changers podcast](#).

What if tech companies paid for the DERs too?

Other businesses and organizations are pushing a similar approach, some taking it a step further.

[Rewiring America](#) proposes that data centers help pay for the solar panels, batteries, heat pumps, or other DERs installed in homes or businesses to form a virtual power plant. That offers yet another – and even more valuable – benefit that could make data centers look more neighborly. Solar panels would be a particularly good peace offering, given that by [89%](#) of Americans like solar.

Comment on this article by joining our Substack

The same is true for EV ownership – [51%](#) of Americans say they either own or want to own an EV. Price is often a detriment. Here again, tech could step in and offer leasing or purchase discounts to those who agree to participate in VPPs.

Anna Demeo, CEO of Merge4 Energy, says that electric vehicles are a particularly compelling and under-considered resource for virtual power plants.

“While hyperscalers are throwing everything against the wall and seeing what sticks, they may want to take a closer look at electric vehicles to figuratively and literally

deliver on speed,” she writes on Energy Changemakers. “EVs represent a vast and distributed pool of storage. Politics aside, the economics are already compelling.”

VPPs are not a panacea, but...

To be clear, we can’t virtual-power-plant our way out of the projected energy crunch brought on by AI. The sheer size of the expected demand precludes it. In 2024 alone, Google used 30.8 million MWh – more than entire countries and double what it consumed four years earlier, according to Cleanview.

And it’s only growing. Google’s parent, Alphabet, plans to spend \$185 billion on infrastructure in 2026, much of it on data centers and power infrastructure.

Virtual power plants offer value, but hyperscale AI facilities require additional solutions, particularly AI training centers, as Kay Aikin, CEO of Dynamic Grid, explains in Gigawatt-Scale Data Centers Push the Grid to Its Limits. What’s the Fix?

“There’s a mismatch between how fast VPPs can respond, and how fast the training centers actually affect the grid,” Aikin says.

But Aikin isn’t suggesting virtual power plants be dismissed. “There’s a lot of value in VPPs, but they are not the only solution.”

Major Virtual Power Plant Companies

IN NORTH AMERICA

CUSTOMER-FACING VPP OPERATORS

Tesla Energy
Sunrun
Voltus
Enel North America (Enel X)
OhmConnect
EnergyHub
CPower Energy Management

RESIDENTIAL SOLAR & BATTERY VPP PROVIDERS

Tesla Energy
Sunrun
Enphase Energy
sonnen USA
Generac Grid Services

BEHIND-THE-SCENES SOFTWARE & PLATFORM PROVIDERS

EnergyHub
AutoGrid (Schneider Electric)
Stem
Siemens Grid Software
ABB

Source: Wood Mackenzie, company websites

Growing the model

While the 100 MW Google/Voltus deal may seem large for a distributed energy asset, it's a fraction of the US virtual power plant potential.

In 2023, the Department of Energy estimated the US could develop 80–160 GW of virtual power plants by 2030, enough to serve 10–20% of peak electricity demand and create \$10 billion in annual savings. Wood Mackenzie estimates virtual power plants accounted for about 37.5 GW in North America last year.

If Google and Voltus have their way, data centers will help the US realize this potential. They want their program to serve as a blueprint for other tech companies to adopt.

“This initial phase of our Google partnership is pioneering a model that large load customers can follow, and we expect it to accelerate the role of distributed energy resources as a capacity solution at scale,” said Dana Guernsey, CEO of Voltus.

Virtual power plants won't resolve every community grievance or exclusively close the gap between soaring AI energy demand and grid capacity. But the underlying logic is sound: if data centers are going to reshape the energy landscape, they ought to leave something tangible in the communities bearing the costs. A check for your battery. A discount on your power bill. Solar on your roof. That's not charity — it's an honest accounting. It's fair. It's meaningful. It's a way for data centers to look more like the kinds of business communities would welcome.

For news and analysis about distributed energy, subscribe to the free,
weekly Energy Changemakers Newsletter



Energy Abundance Beyond Just Building More Stuff

The energy abundance agenda carries appeal. But achieving it on the complex electric grid will take more than just building more stuff.

ELISA WOOD

2



Ameresco and VoltaGrid Deals Show Investor Appetite for Energy Alternatives

New investments involving VoltaGrid and Ameresco underscore rising demand for behind-the-meter power and renewable natural gas.

ELISA WOOD

3



Distributed Energy Enters 2026 on the Right Side of History

Energy supply shortages, utility rates, consumer concerns and tech trends conspire to make 2026 a big year for distributed energy.

ELISA WOOD

Subscribe to our free
weekly newsletter
about all things
distributed energy.

Subscribe

TOP PODCAST



Inside This Company's Effort to Unite Microgrid Stakeholders

An inside look at what led to creation of Xendee's University Week, June 8-10, 2026.

The Voice of Distributed Energy

Power demand is surging. The market is shifting.

**Spot grid edge opportunities—
before your competitors do.**

Subscribe Now

ENERGY CHANGEMAKERS
Insights. Opportunities. Impact.

The graphic features a background image of solar panels in the foreground, a row of electric cars at charging stations in the middle ground, and a city skyline in the background under a bright sky. A yellow button with the text "Subscribe Now" is overlaid on the image.

LATEST RESOURCES



2026 Market Survey: Microgrid and Distributed Energy Projects Grow in Complexity

Reports of distributed energy's demise have been greatly exaggerated, according to a 2025 survey of distributed energy and microgrid industry professionals. When the One Big Beautiful Bill Act became law in July 2025, many industry experts feared solar-heavy distributed energy development would dry up with the loss of federal incentives. While survey respondents (67%) say [...]

Energy Allies: Communities and Utilities Building Resilience Together

Microgrids as a Building Block for Future Grids

Utility Bills are Rising: PowerLines

MICROGRIDS NOW

Microgrid Company IPO Filing Shows \$1.3 Billion Sales Backlog, Up 779%

The Microgrid Dilemma: To Build Around the Grid or Wait for It?

Montgomery County, Maryland, Notches Another Microgrid Win, This One for Affordable Housing

Against the Odds, Communities Can Build Local Energy. Here's How

Microgrids Are a Goldmine for Grid Operators – They Just Don't Know It

The Voice of Distributed Energy

Learn about grid edge opportunities

Subscribe



Energy Changers
600 Twentyninth Place
Ct #1055
Charlottesville, VA
22901

elisa@energychangemakers.com



Fiscal Year 2026-2027 Draft Budget

Howard Chang, CEO | June 17, 2026



Introduction

- Every year in June, Ava Board of Directors (the “Board”) approves the following fiscal year’s budget and staff is seeking formal approval of this proposed final budget at today's regular board meeting
- This budget was reviewed by an ad hoc group of the Ex Comm on 5/6, full board on 5/20, FAP on 5/27, and ExComm on 6/3
- The Budget covers the overall categories of the General Operating Fund:
 - Revenues from Operations
 - Energy Operating Expenses (typically 90%+ of total expenses)
 - Services to Facilitate Energy Operations
 - Operational Overhead to Energy Operations
 - Non-Operating Revenues
 - Non-Operating Expenses, including a Capital Transfer to the Local Development Fund

Current Fiscal Year 2025-2026 Performance

- Details on “Actuals” are settlements through April and updated projections through June.
- Revenue is expected to settle above budget due to Board action on value proposition in December.
 - Other Operating Revenue is primarily fees and damages to Ava on energy contracts
- Cost of energy is coming in below expectations as market prices softened and higher than expected large hydro generation
- Total overhead is currently estimated at \$7.4MM below budget due to opex reductions
- Non-operating activity is higher than expected as interest rates remain higher-for-longer and with the reduction of Local Development contributions
 - Borrowing interest expenses have been moved to General & Administrative overhead due to accounting treatment changes
- Overall Net Revenues are expected to come in at \$83MM above estimates without using \$35MM budgeted GASB 62 funds.

Ava Community Energy	FY 2026	FY 2026	FY 2026 Delta	FY 2026 %D
	BUDGET FY 2026	ACTUAL FY 2026		
Wholesale Load (MWh)	8,984,000	8,316,000	(668,000)	-7.4%
Retail Load (MWh)	8,439,000	7,867,000	(572,000)	-6.8%
Revenue & Other Sources				
Electricity Sales	869,170,000	891,462,000	22,292,000	2.6%
Uncollectables	(8,692,000)	(8,933,000)	(241,000)	2.8%
Other Operating Revenue	0	3,204,000	3,204,000	0.0%
GASB 62	35,327,000	0	(35,327,000)	-100.0%
Total Operating Revenue	895,805,000	885,733,000	(10,072,000)	-1.1%
Energy Operations				
Cost of Energy	836,970,000	773,494,000	(63,476,000)	-7.6%
Cost of Energy Services	14,056,000	14,251,000	195,000	1.4%
Total Energy Expenses	851,026,000	787,745,000	(63,281,000)	-7.4%
Overhead Expenses				
Total Overhead Expenses	48,367,000	40,935,000	(7,432,000)	-15.4%
Total Non-Operating Revenue	15,115,000	26,547,000	11,432,000	75.6%
Total Non-Operating Expenses	11,527,000	770,000	(10,757,000)	-93.3%
TOTAL NET REVENUES	0	82,830,000	82,830,000	0.0%

Fiscal Year 2026-2027 Draft Budget



Draft Budget Fiscal Year 2026-2027

- **Revenues:** Energy prices continue to soften and with resolution of the CPUC's Track 1 PCIA proceeding, generation rates and PCIA going into calendar year 2027 remain relatively stable. The fiscal year revenues decline because prior fiscal year included higher rates in calendar 2025
- **Cost of Energy:** Lower energy prices reduce open position costs
- **Overhead:** Increase in G&A is predominantly due to increased rent, a change in accounting treatment of credit facility fees, increasing software costs, and addition of five headcount
- **Non-Operating Activity:** Higher interest income and lower borrowing interest due to a change in accounting treatment of credit facility. No incremental contributions to Local Development Funding in fiscal year 2026-2027 with current fund balance at \$84MM

Ava Community Energy	FY 2026	FY 2027	FY 2027	FY 2027
	BUDGET	BUDGET	Delta	%D
	FY 2026	FY 2027		
Wholesale Load (MWh)	8,984,000	9,553,000	569,000	6.3%
Retail Load (MWh)	8,439,000	8,975,000	536,000	6.4%
Revenue & Other Sources				
Electricity Sales	869,170,000	805,476,000	(63,694,000)	-7.3%
Uncollectables	(8,692,000)	(10,068,000)	(1,376,000)	15.8%
GASB 62	35,327,000	24,160,000	(11,167,000)	-31.6%
Total Operating Revenue	895,805,000	819,568,000	(76,237,000)	-8.5%
Energy Operations				
Cost of Energy	836,970,000	775,323,000	(61,647,000)	-7.4%
Cost of Energy Services	14,056,000	14,218,000	162,000	1.2%
Total Energy Expenses	851,026,000	789,541,000	(61,485,000)	-7.2%
Overhead Expenses				
Total Overhead Expenses	48,367,000	54,306,000	5,939,000	12.3%
Total Non-Operating Revenue	15,115,000	24,399,000	9,284,000	61.4%
Total Non-Operating Expenses	11,527,000	120,000	(11,407,000)	-99.0%
TOTAL NET REVENUES	0	0	0	0.0%

- *Note: Incorporates the use of the Rate Stabilization Fund (RSF) to offset the forecasted deficit.*
- *Expanded budget view shown in appendix*

Draft Budget: Forecast Uncertainty

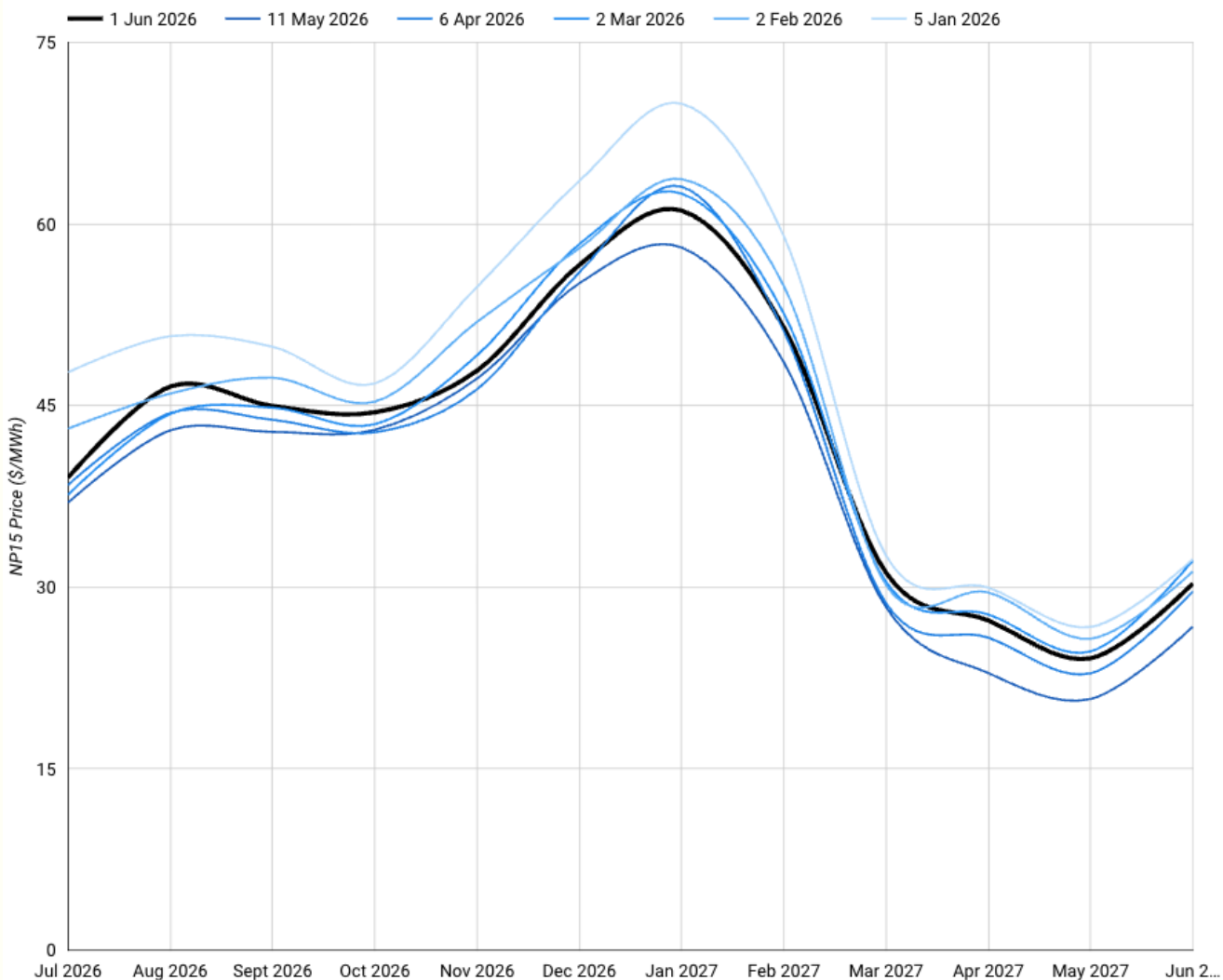
- May 15, 2026 PG&E ERRR filing provided a forecast for 2027 rates and PCIA
 - The filing provides an update on a subset of the underlying assumptions but did not provide updated MPBs
 - While a formal updated filing from PG&E is outstanding, we do not anticipate material changes
 - This is separate from potential changes that may come from the General Rate Case (GRC)
- PCIA Tracks 2 and 3 may have material impacts on PCIA and rate setting methodologies. Track 3 scope and timing presents the greatest uncertainty. 3 pre-scoping workshops have been scheduled for June.
- Load forecast uncertainty:
 - Weather conditions present the greatest impact on actualized load volume and shape
 - With the addition of SJC, estimates will become more accurate as Ava receives more data beyond initial enrollment
 - Longer-term: data center and electrification presents significant uncertainty as well
- New power generation project online dates may be delayed or moved forward impacting power portfolio expenses
- Energy prices are highly volatile and currently softening in response to a mild winter, accelerated melting snowpack, and new energy capacity coming online.
 - While forecasted summer prices are softening, actuals may vary greatly based on temperatures and demand
- Opaque portfolios with the IOU could lead to materially different MPBs in the October ERRR filing
- Interest rates and macroeconomic environment may change

May ERRA Addendum Filings

- The May 15 ERRA filing consists of the filing documents and the series of datasets called the “Working Papers”
 - The filing and working papers can be accessed through the PG&E Azure website here: <https://pgera.azurewebsites.net/Regulation/search>
 - Select the “ERRA 2027 PGE – Forecase [A.25-05-007]” case from the dropdown menu and click search to see all documents available for download
- Staff is still processing the working papers with consultants to get better color on the details
- What is known:
 - 2025 RA PCIA reform is in place at a steady state for 2027
 - Load appears to be materially lower for PG&E due to milder than expected weather to date and community load departure
 - PG&E's revenue requirements remain stable despite the reduction in load, increasing generation rates
- What is not known from the ERRA:
 - Direction on MPB settlement for all attributes
 - A significant portion of the filing is redacted due to market sensitive confidential information and our 3rd party consultant has access to this information, which may be shared on a very limited basis
 - There were some known errors/inconsistencies that are in the process of being validated and reconciled

The screenshot shows the search interface on the PG&E Azure website. The URL is pgera.azurewebsites.net/Regulation/search. The page features a blue header with the PG&E logo and navigation links: For My Home, About, Contact Us, Safety, English, Go, and Log In. Below the header is a navigation bar with tabs for Company Info, Newsroom, Environment, Community, and Careers. The main content area is titled "Search for Public Case Documents" and contains a search form. The form includes a dropdown menu for "Case" with the selected option "ERRA 2027 PGE - Forecase [A.25-05-007]". Other fields include "Document Type" (set to "All"), "Keyword" (with a note: "When using the 'Keyword' search, confidential documents will not be included in your search results."), "Description/Title Contains", "Party" (set to "All"), "Date(s) from" and "to" (both set to "MM/DD/YY" with a note: "(default is all dates)"), "Sort Order" (set to "File Name"), and "Records Per Page" (set to "100"). There are "Search" and "Clear" buttons at the bottom of the form. A footer note states: "If you need an ADA reasonable modification to view a document, please reach out to ADA_Support@pge.com". The footer also includes links for "For My Home", "For My Business", "Doing Business with PG&E", "About PG&E", "Privacy", and "Accessibility", along with a copyright notice: "PG&E refers to Pacific Gas and Electric Company, a subsidiary of PG&E Corporation. © 2014 Pacific Gas and Electric Company. All rights reserved." and social media icons for Facebook, Twitter, and LinkedIn.

Forward NP15 Energy Price Forecasts

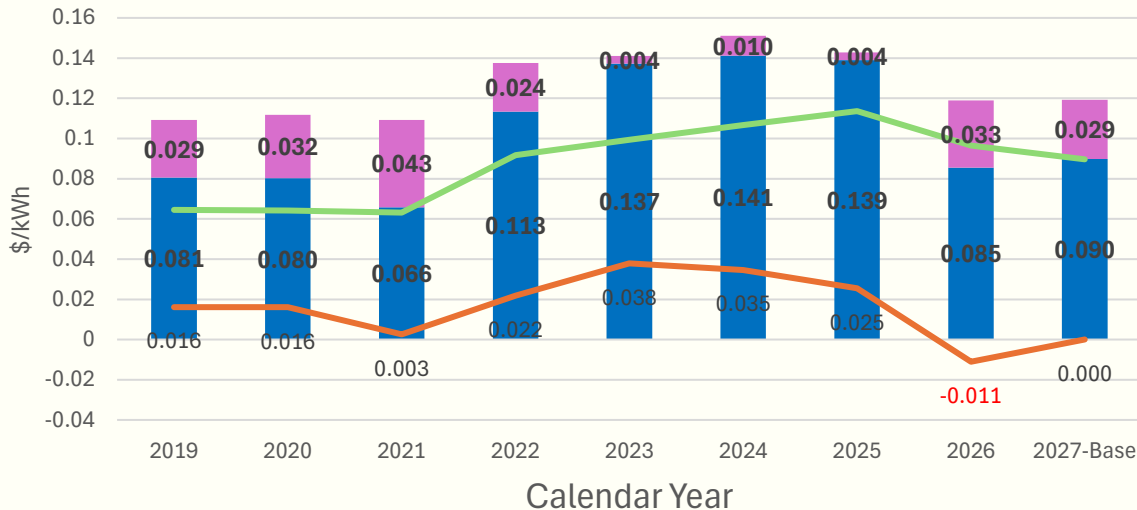


- This graph reflects forward pricing for FY 2026-2027 pricing broken out by month
 - The individual lines reflect the forward curve at different points in time over the past 6 months
- The spread between the lines ranges from \$5 to \$15 depending on the month, which reflects the volatility in forward pricing

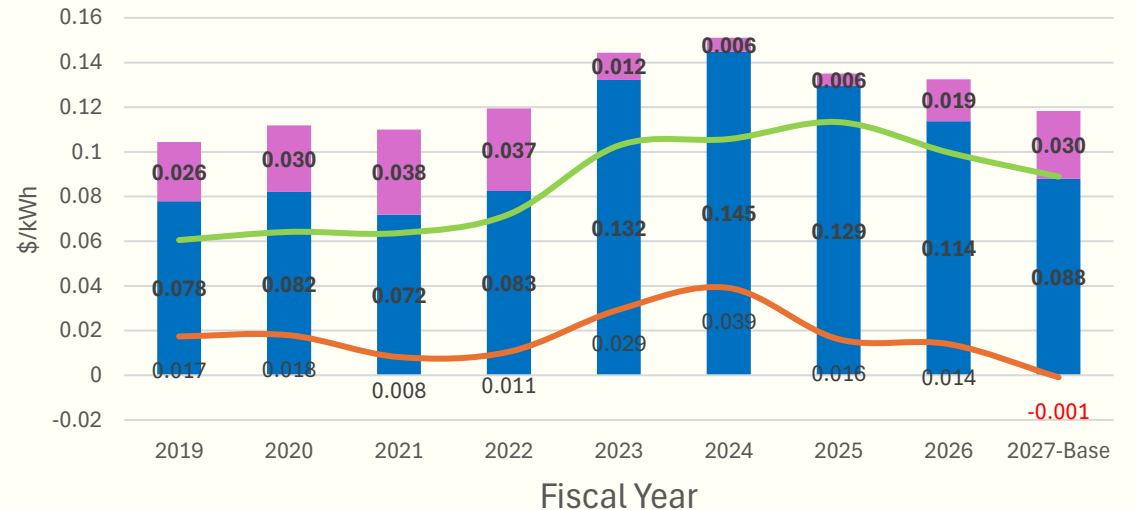
Historical Generation Rates & PCIA

- Rates increased and PCIA decreased from 2022 to 2025, driven by forecasted increases in energy market prices
- Since 2025 energy costs have softened in addition to substantive PCIA reform, setting PCIA higher and rates lower in 2026
- Lower prices are expected to continue through 2026 and we are forecasting a modest increase to generation rates and a lower PCIA in 2027, though rates remain stable
 - Between calendar year 2025 and 2026, customer rates dropped 20%, and between 2026 and 2027 Ava is estimating rates will increase 0.3% (inclusive of PCIA)
 - Between fiscal year 2025 and 2026, customer rates dropped 2%, and between 2026 and 2027, rates are expected to drop another 11%

Customer Rate Revenue Profile



Customer Rate Revenue Profile



■ Ava Average Rates ■ PCIA Fees ■ Operating Expenses ■ Margin

■ Ava Average Rates ■ PCIA Fees ■ Operating Expenses ■ Margin

Draft Budget: Revenues

Ava Community Energy	FY 2026	FY 2026	FY 2027		
	BUDGET	ACTUAL	BUDGET	<i>FY 2027</i>	<i>FY 2027</i>
	FY 2026	FY 2026	FY 2027	<i>Delta</i>	<i>%D</i>
Wholesale Load (MWh)	8,984,000	8,310,000	9,553,000	569,000	6.3%
Retail Load (MWh)	8,439,000	7,863,000	8,975,000	536,000	6.4%
Revenue & Other Sources					
Electricity Sales	869,170,000	891,515,000	805,476,000	(63,694,000)	-7.3%
Uncollectables	(8,692,000)	(8,931,000)	(10,068,000)	(1,376,000)	15.8%
Other Operating Revenue	0	3,204,000	0	0	0.0%
GASB 62	35,327,000	0	24,160,000	(11,167,000)	-31.6%
Total Operating Revenue	895,805,000	885,788,000	819,568,000	(76,237,000)	-8.5%

- Despite higher load, revenue from electricity sales is expected to decrease for the fiscal year with Ava's generation rates declining ~11%
- Value proposition remains unchanged at 0.5% discount to PG&E for Bright Choice and a \$0.0175 premium on Renewable 100 products
- Estimated bad debt slightly increased from 1.0% to 1.25% of billings based on rising trends and getting ahead of possible inflation increases due to oil market volatility
- Recognition of GASB 62 deferred revenue is approximately \$18.9MM from the Rate Stabilization Fund plus \$5.2MM related to resolution R-2024-26, which is half of the \$10,504,837 deferred for incremental clean energy generation and storage from the 2023 RFO for projects starting in 2027

Draft Budget: Overview of Operating Expenses

Ava Community Energy	FY 2026	FY 2026	FY 2027		
	BUDGET	ACTUAL	BUDGET	FY 2027	FY 2027
	FY 2026	FY 2026	FY 2027	Delta	%D
Energy Operations					
Cost of Energy	836,970,000	773,264,000	775,331,000	(61,639,000)	-7.4%
Cost of Energy Services	14,056,000	14,251,000	14,218,000	162,000	1.2%
Total Energy Expenses	851,026,000	787,515,000	789,549,000	(61,477,000)	-7.2%
Overhead Expenses					
Personnel	29,639,000	25,997,000	31,470,000	1,831,000	6.2%
Marketing & Communication	3,872,000	2,467,000	3,771,000	(101,000)	-2.6%
Legal, Policy, & Regulatory Affairs	4,243,000	3,186,000	4,258,000	15,000	0.4%
Other Professional Services	3,518,000	2,359,000	4,387,000	869,000	24.7%
General & Administrative	7,095,000	6,926,000	10,420,000	3,325,000	46.9%
Total Overhead Expenses	48,367,000	40,935,000	54,306,000	5,939,000	12.3%
Total Operating Expenses	899,393,000	828,450,000	843,855,000	(55,538,000)	-6.2%

Expenses are divided into three overall cost center categories:

- **Energy Operations** which includes all energy, energy attributes, ancillary related costs and required management services such as scheduling, data management, and customer billing
 - This category comprises 93.6% of Ava’s total operating expenses
- **Overhead Operations** which includes all personnel and staffing needs as well as work function cost centers required to manage the organization at large, and is about 6.4% of total operating expenses
- **Non-Operating Expenses** which are all capital and capital transfer related costs, including Local Development Fund contributions. This category is presented and discussed in a later slide

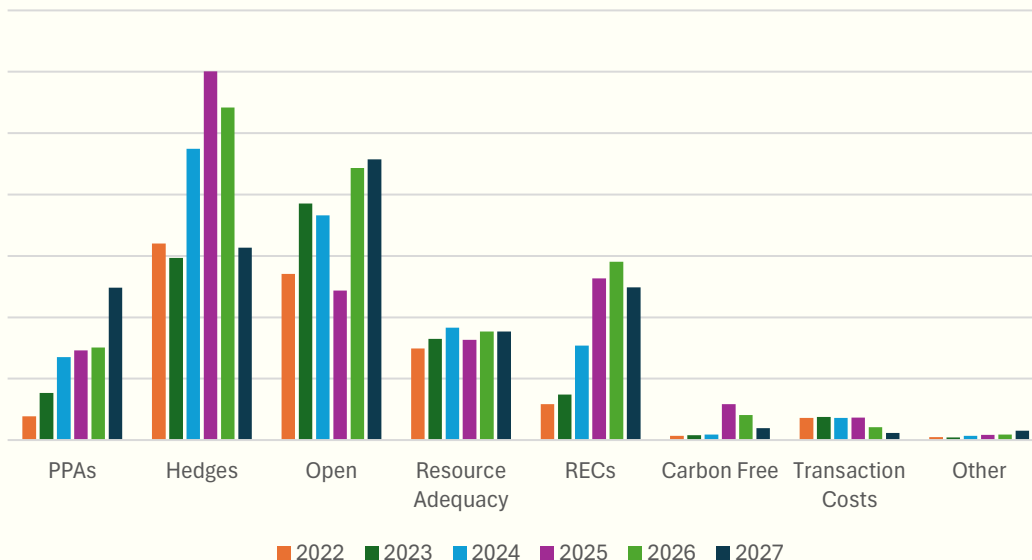
Draft Budget: Energy Operations

Ava Community Energy	FY 2026	FY 2026	FY 2027	FY 2027	
	BUDGET	ACTUAL	BUDGET	FY 2027	FY 2027
	FY 2026	FY 2026	FY 2027	Delta	%D
Energy Operations					
Cost of Energy	836,970,000	773,264,000	775,323,000	(61,647,000)	-7.4%
Energy Services					
Data Management/CRM	10,080,000	10,238,000	9,980,000	(100,000)	-1.0%
Billing & Metering	3,208,000	3,270,000	3,446,000	238,000	7.4%
Scheduling	768,000	743,000	792,000	24,000	3.1%
Cost of Energy Services	14,056,000	14,251,000	14,218,000	162,000	1.2%
Total Energy Expenses	851,026,000	787,515,000	789,541,000	(61,485,000)	-7.2%

Energy Costs

- Costs are generally derived from a blend of contracted and open position for all energy attributes
 - Currently, renewables, carbon free, and RA are fully procured
 - Open prices are non-stressed, mean forecasted
 - Material increase in PPAs due to reduced revenue expectations from lower market prices

Fiscal Year Cost of Energy Budget by Attribute



Draft Budget: Fiscal Year Personnel Details

PERSONNEL	2026 BUDGET	2026 ACTUALS	2027 BUDGET	%Change
Salaries & Wages	23,171,000	21,233,000	23,070,000	-0.4%
Health Care/Benefits	3,242,000	2,456,000	4,884,000	50.6%
Retirement	2,745,000	2,461,000	2,983,000	8.7%
Payroll Expenses	481,000	414,000	533,000	10.8%
Total	29,639,000	26,564,000	31,470,000	6.2%

- FY 2026 Budget was set for 7 additional FTE (105 total) to build more depth and to continue addressing increased workflow in key areas to help scale operations further.
 - Ava is not filling 2 roles bringing the forecasted end of FY 2026 FTE to 103.
- FY 2027 Budget seeks to add 5 FTE (108 total) to provide added expertise and support in key areas and help to meet essential business needs.
 - 1) Contract Management Analyst 2) Finance Manager / Staff Accountant 3) Contract / Settlements Analyst
 - 4) Optimization Software Engineer 5) Data Analyst
- Compensation Adjustments:
 - COLA: 3%; Promotions/Wage Adjustments: 3%; AIP Compensation: 12%
 - Accounting for increased healthcare premiums and associated benefit costs (realized and expected)
- Change to benefits reflects some recategorization of expenses from Salaries & Wages to Health Care/Benefits

Draft Budget: Marketing & Communications

	BUDGET FY2026	ACTUALS FY2026	BUDGET FY2027	%Change
MARKETING				
Advertising & Promotions	1,130,000	157,000	913,000	-19.2%
Required Mailings	635,000	557,000	308,000	-51.5%
Communications	1,270,000	769,000	1,540,000	21.3%
Sponsorships	661,000	152,000	930,000	40.7%
Software & Subscriptions	176,000	509,000	80,000	-54.5%
Total	3,872,000	2,144,000	3,771,000	-2.6%

FY 2027 Summary of Adjustments:

- Continued notifications to unincorporated San Joaquin County solar customers
- Customer mailings for Fremont commercial Renewable 100 transition
- Investment to a brand awareness strategy and launch phase one of a multi-year awareness initiative
- Investment in sponsorships, fellow, partners to activate more robust community engagement

Draft Budget: Legal, Policy, & Regulatory Affairs

	BUDGET FY2026	ACTUALS FY2026	BUDGET FY2027	%Change
LEGAL, POLICY, & REGULATORY AFFAIRS				
Legal Consultants	3,143,000	262,000	3,110,000	-1.0%
Policy & Legislative Consultants	740,000	2,318,000	705,000	-4.7%
Software & Subscriptions	281,000	487,000	325,000	15.7%
Memberships & Sponsorships	79,000	7,000	123,000	55.7%
Total	4,243,000	3,074,000	4,263,000	0.5%

FY 2027 Summary of Adjustments

Legal:

- Litigation counsel: funding to cover active litigation; litigation readiness; other potential disputes
- Commercial counsel: all procurement activities other than power resources
- Software and implementation: Legal research resources; contract platform Phase 3 rollout

Policy and Regulatory Affairs

- Federal and state lobbyists
- Consultants for compliance and CAISO matters
- Potential AI services

Draft Budget: Professional Services

	BUDGET FY2026	ACTUALS FY2026	BUDGET FY2027	%Change
PROFESSIONAL SERVICES				
Operations	1,125,000	954,000	1,070,000	-4.9%
Human Resources	792,000	372,000	556,000	-29.8%
Technology/IT	860,000	606,000	910,000	5.8%
Power Resources	741,000	492,000	651,000	-12.1%
Other Services	0	0	1,200,000	0.0%
Total	3,518,000	2,424,000	4,387,000	24.7%

FY 2027 Summary of Adjustments:

- **Technology Consultants:** Expanding operations requires additional engineering and CRM structure and design support
- **Other Services:** Primarily reflects temporary consultants and contractors, which was recategorized and consolidated this year

Draft Budget: Non-Operating Activity

Ava Community Energy	FY 2026	FY 2027	FY 2027	FY 2027
	BUDGET	BUDGET	Delta	%D
Non-Operating Revenue				
Interest Income	15,066,000	24,351,000	9,285,000	61.6%
Other Non-Operating Revenue	49,000	48,000	(1,000)	-2.0%
Total Non-Operating Revenue	15,115,000	24,399,000	9,284,000	61.4%
Non-Operating Expenses				
Local Development Funding	10,190,000	0	(10,190,000)	-100.0%
Borrowing Interest	1,087,000	0	(1,087,000)	-100.0%
Capital Expenditures	250,000	120,000	(130,000)	-52.0%
Total Non-Operating Expenses	11,527,000	120,000	(11,407,000)	-99.0%
NET NON-OPERATING REVENUES	3,588,000	24,279,000	20,691,000	576.7%

Non-Operating Revenue

- **Interest Income:** Reflects “higher-for-longer” FED interest rate policy and expected balance drawdowns
 - Rates are estimated to hold at 3.5%
- **Other Non-Operating Revenue:** is expected income AT&T tower rent at the 8th Street building

Non-Operating Expenses

- **Borrowing Interest:** reduced due to changes in line of credit accounting
- **Capital Expenditures:** costs estimated for general improvements at 1999 Harrison St offices
- **Local Development:** no planned incremental contributions in light of the current fund balance and future planning work that is underway

Draft Budget: General & Administrative

	BUDGET FY2026	ACTUALS FY2026	BUDGET FY2027	%Change
GENERAL OPERATIONS				
Operational Expenses	950,000	2,063,000	2,715,000	185.8%
Memberships & Sponsorships	1,212,000	1,183,000	1,220,000	0.7%
Software & Subscriptions	2,880,000	2,550,000	3,927,000	36.4%
Small Equipment	310,000	60,000	270,000	-12.9%
Rent & Utilities	1,021,000	848,000	1,533,000	50.1%
Conferences & Prof. Development	381,000	53,000	311,000	-18.4%
HR & Recruiting	250,000	164,000	390,000	56.0%
Board & Director Fees	91,000	45,000	54,000	-40.7%
Total	7,095,000	6,966,000	10,420,000	46.9%

FY 2027 Summary of Adjustments:

- **Operational Expenses:** Increase is primarily due to accounting change for fees with line of credit
- **Memberships Dues & Sponsorships:** Costs associated with JPAs, trade associations, and industry associations (CalCCA, CCCFA, CCPower, CFEE, Veloz, etc.)
- **Software & Subscriptions:** Increases to cover additional software needs for IT, Power Resources, and EAS data and increased cyber security needs
- **Rent & Utilities:** Increase due to initiation of primary lease agreement from a sub-lease agreement and no longer receiving TI related allowance
- **HR & Recruiting:** Some increase in recruiting costs for placing temporary consultants
- **Board & Director Fees:** These are reduced to more closely align with Board practices of requesting stipends

Draft Budget: Local Development Fund Balance*

	Program Area	Balance	Earmarked
	Local Development	\$2,800,000	\$2,600,000
BE+EE	Building Electrification	\$14,600,000	\$8,500,000
	Building Efficiency Accelerator	\$1,300,000	\$1,000,000
TE	Vehicle Electrification	\$8,100,000	\$4,500,000
	Ava Charge	\$15,900,000	\$15,900,000
	Bike Electric	\$2,200,000	\$2,200,000
	SmartHome Charging	\$5,700,000	\$1,700,000
Resilience	Critical Municipal Facilities (CMF)	\$5,800,000	\$5,800,000
	SmartHome Battery	\$10,900,000	\$10,900,000
	Resiliency Hubs	\$5,600,000	\$5,600,000
BE+TE	Virtual Power Plant DERMS Platform	\$1,900,000	\$1,900,000
Grants	Community Investment Grants	\$8,800,000	\$8,800,000
	Total	\$83,600,000	\$69,400,000

[Local Development Fund Reconciliation Board Item from March 2025](#)

*Fund balance as of 1/31/26

Local Development – FY27 anticipated spend

Program Area	FY '27 Spend	Committed	FY'27 Activities
Program Roadmap	\$500,000	\$500,000	Local Development Programs Roadmap
Ava Charge	\$2,640,000	\$6,750,000	Development, Operations and Marketing for 5 Sites
Critical Municipal Facilities	\$2,000,000	N/A - 25 yr PPA	Complete Projects, Establish operating reserves, bill customers
Grants	\$600,000	\$1,900,000	Issue new solicitation, select at least three grantees and Payments for contracted grants
SmartHome Battery incentives	\$1,250,000	\$10,900,000	Upfront and ongoing payments for SHB
Resilience Hub TA/Incentives	\$1,500,000	\$5,600,000	Upfront incentives and Technical Assistance costs
Building Efficiency Accelerator	\$1,000,000	\$1,000,000	Incentives for Commercial Heat Pump Water Heaters
Ava Bike Electric incentives	\$2,200,000	\$2,200,000	Bike Electric will add \$4M from ACTC
Ava SmartHome Charging incentives	\$300,000	\$600,000	Enrollment incentives and VPP dispatch payment for SmartHome Charging program
Total	\$11,990,000	\$29,450,000	

Draft Budget: Deferred Revenues & Reserve Funds

Contribution Year	Contribution	Withdraws	Balance	Operating Expenses*	OpEx Year	PctCoverage
2018-2019	40,513,687	-	40,513,687	410,686,000	FY 2019-2020	9.9%
2019-2020	49,704,640	-	90,218,327	383,045,000	FY 2020-2021	23.6%
2020-2021	-	-	90,218,327	471,897,000	FY 2021-2022	19.1%
2021-2022	65,655,073	-	155,873,400	562,667,000	FY 2022-2023	27.7%
2022-2023	75,000,000	-	230,873,400	732,885,000	FY 2023-2024	31.5%
2023-2024	100,000,000	-	330,873,400	814,123,000	FY 2024-2025	40.6%
2024-2025	-	-	330,873,400	899,393,000	FY 2025-2026	36.8%
2025-2026**	-	-	330,873,400	844,230,000	FY 2026-2027	39.2%

*Operating Expenses are fiscal year ahead for coverage purposes: 2025-26 contribution year aligns with 2026-2027 OpEx
 **Expected contribution with current policy as of 5/6/2026

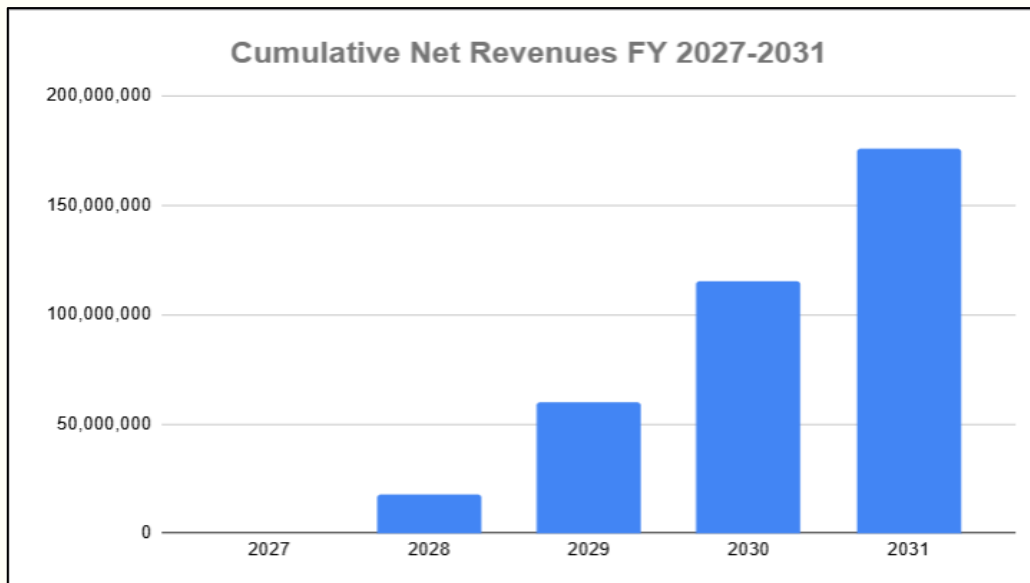
- Current reserve fund balance covers 40.1% of projected operating expenses for FY 2027
- Current FY surplus estimate of \$83MM not included in balances
- Staff will bring recommendations for allocation of the surplus to the Board after completion of the annual audit in November
- Budget includes a release of \$5.2MM, equal to 50% of the deferred revenues related to Clean Energy Investments

Deferred Revenue Usage	Balance	Guidance
		R-2025-23 authorizes recognition of ~\$35MM to balance FY25-26 budget
		R-2025-41 authorizes conversions from previous budget deferrals
Rate Stabilization Fund	162,546,828	R-2025-42 & R-2025-51 authorizes RSF funding allocations
		R-2023-37 authorizes deferral for specified use.
Clean Energy Investments	10,504,837	R-2024-26 authorizes recognition in 2027

Deferred Revenue Balances After Utilization	Balance
Rate Stabilization Fund	143,636,828
Clean Energy Investments	5,252,419

5-Year Forecast

	Fiscal Year	Fiscal Year	Fiscal Year	Fiscal Year	Fiscal Year
	2027	2028	2029	2030	2031
Revenue & Other Sources					
Total Operating Revenue	819,568,000	907,788,000	918,848,000	963,137,000	1,042,726,000
Energy Operations					
Cost of Energy	775,323,000	844,170,000	829,014,000	861,563,000	936,044,000
Cost of Energy Services	14,218,000	15,450,000	15,529,000	15,614,000	15,704,000
Total Energy Operations	789,541,000	859,620,000	844,543,000	877,177,000	951,748,000
Total Overhead Expenses	54,306,000	56,148,000	57,984,000	59,916,000	61,980,000
Total Non-Operating Revenue	24,399,000	25,542,000	26,299,000	29,165,000	32,011,000
Total Non-Operating Expenses	120,000	120,000	120,000	120,000	120,000
Total Net Revenues	0	17,442,000	42,500,000	55,089,000	60,889,000
Wholesale	9,552,943	9,862,296	9,895,603	10,033,986	10,313,390
Retail	8,974,899	9,285,850	9,341,734	9,478,486	9,754,651



- The reliability of any 5-year revenue forecast is limited due to poor visibility into key PG&E inputs, such as revenue requirements and load
 - This forecast does not assume material changes to PG&E revenue requirements, regulatory reform, and market prices.
 - **Actuals will vary based on potential known and unknown changes**
- Forecast Assumptions:
 - No material changes to rate setting and PCIA regulatory methodologies
 - No change to current value proposition
 - Markets perform at non-stressed, mean expected prices
 - Cost of energy services increases at historical growth rate
 - Overhead increases at rate of inflation
 - Interest rates persist at 3.5%
- Surplus revenues can be applied to lowering rates, clean energy procurement, local development funding, working capital needs, RSF/reserves, operational enhancements, etc.

Conclusion & Authorization

- Staff is seeking approval of the presented fiscal year 2026-2027 budget, including the expectation to utilize \$18.9MM from the Rate Stabilization Fund to fully offset the forecasted deficit
 - Actuals will change relative to budget scenarios based on energy market conditions, developments in CPUC proceedings, and updates to PG&E ERRA and GRC filings
- Staff will provide a review with the board mid-year, incorporating 2026 actuals and final 2027 rates
 - PG&E's October ERRA filing will provide a meaningful update
- Request for CAC
 - Ask any clarifying questions you may have about the proposed FY 26-27 budget
 - Consider making a recommendation to the Board of Directors to accept the proposed FY 26-27 budget, or provide your concerns

FY 2026-2027 Draft Budget Expanded View

Ava Community Energy	FY 2026	FY 2027	FY 2027 Delta	FY 2027 %D
	BUDGET FY 2026	BUDGET FY 2027		
Wholesale Load (MWh)	8,984,000	9,553,000	569,000	6.3%
Retail Load (MWh)	8,439,000	8,975,000	536,000	6.4%
Revenue & Other Sources				
Electricity Sales	869,170,000	805,476,000	(63,694,000)	-7.3%
Uncollectables	(8,692,000)	(10,068,000)	(1,376,000)	15.8%
GASB 62	35,327,000	24,160,000	(11,167,000)	-31.6%
Total Operating Revenue	895,805,000	819,568,000	(76,237,000)	-8.5%
Price Stress				
Energy Operations				
Cost of Energy	836,970,000	775,331,000	(61,639,000)	-7.4%
Cost of Energy Services	14,056,000	14,218,000	162,000	1.2%
Total Energy Expenses	851,026,000	789,549,000	(61,477,000)	-7.2%
Overhead Expenses				
Personnel	29,639,000	31,470,000	1,831,000	6.2%
Marketing & Communication	3,872,000	3,771,000	(101,000)	-2.6%
Legal, Policy, & Regulatory Affairs	4,243,000	4,258,000	15,000	0.4%
Other Professional Services	3,518,000	4,387,000	869,000	24.7%
General & Administrative	7,095,000	10,420,000	3,325,000	46.9%
Total Overhead Expenses	48,367,000	54,306,000	5,939,000	12.3%
Total Operating Expenses	899,393,000	843,855,000	(55,538,000)	-6.2%
NET OPERATING REVENUES	(3,588,000)	(24,287,000)	(20,699,000)	576.9%
Non-Operating Revenue				
Interest Income	15,066,000	24,351,000	9,285,000	61.6%
Other Non-Operating Revenue	49,000	48,000	(1,000)	-2.0%
Total Non-Operating Revenue	15,115,000	24,399,000	9,284,000	61.4%
Non-Operating Expenses				
Local Development Funding	10,190,000	0	(10,190,000)	-100.0%
Borrowing Interest	1,087,000	0	(1,087,000)	-100.0%
Capital Expenditures	250,000	120,000	(130,000)	-52.0%
Total Non-Operating Expenses	11,527,000	120,000	(11,407,000)	-99.0%
NET NON-OPERATING REVENUES	3,588,000	24,279,000	20,691,000	576.7%
TOTAL NET REVENUES	0	(8,000)	(8,000)	0.0%

Appendix



PCIA & Operating Headroom

- Ava's generation rates to customers are indexed to PG&E's generation rate
- A portion of the generation cost is a charge from PG&E for the Power Charge Indifference Adjustment (PCIA)
 - The PCIA is how PG&E recovers "stranded costs or credits" for legacy generation resources



- PCIA rates are based on an annual mark-to-market
 - For Energy, Resource Adequacy (RA), and Renewable Portfolio Standard (RPS) resources, the mark-to-market is against "Market Price Benchmarks" (MPBs)
 - Forecasts for MPBs are presented by the Investor-Owned Utilities (IOUs) in May and then updated in October to establish the following year's rates
 - PCIA and rates are "trued up" from forecast to actual, and any over-collection or under-collection is recovered in rates the following year.
 - Higher MPBs --> higher rates and lower PCIA = more operating headroom for Ava
 - Lower MPBs --> lower rates and higher PCIA = less operating headroom for Ava

PCIA Proceeding & Risk Elements

The CPUC has an ongoing proceeding regarding the PCIA, divided into "Tracks".

○ **Track 1**

- **CalCCA has appealed CPUC Track 1 decision; appeal is pending**
- Revised the MPB for RA retroactive through 2025
- Major driver for the much higher PCIA most Ava customers see in 2026 versus 2025

○ **Track 2**

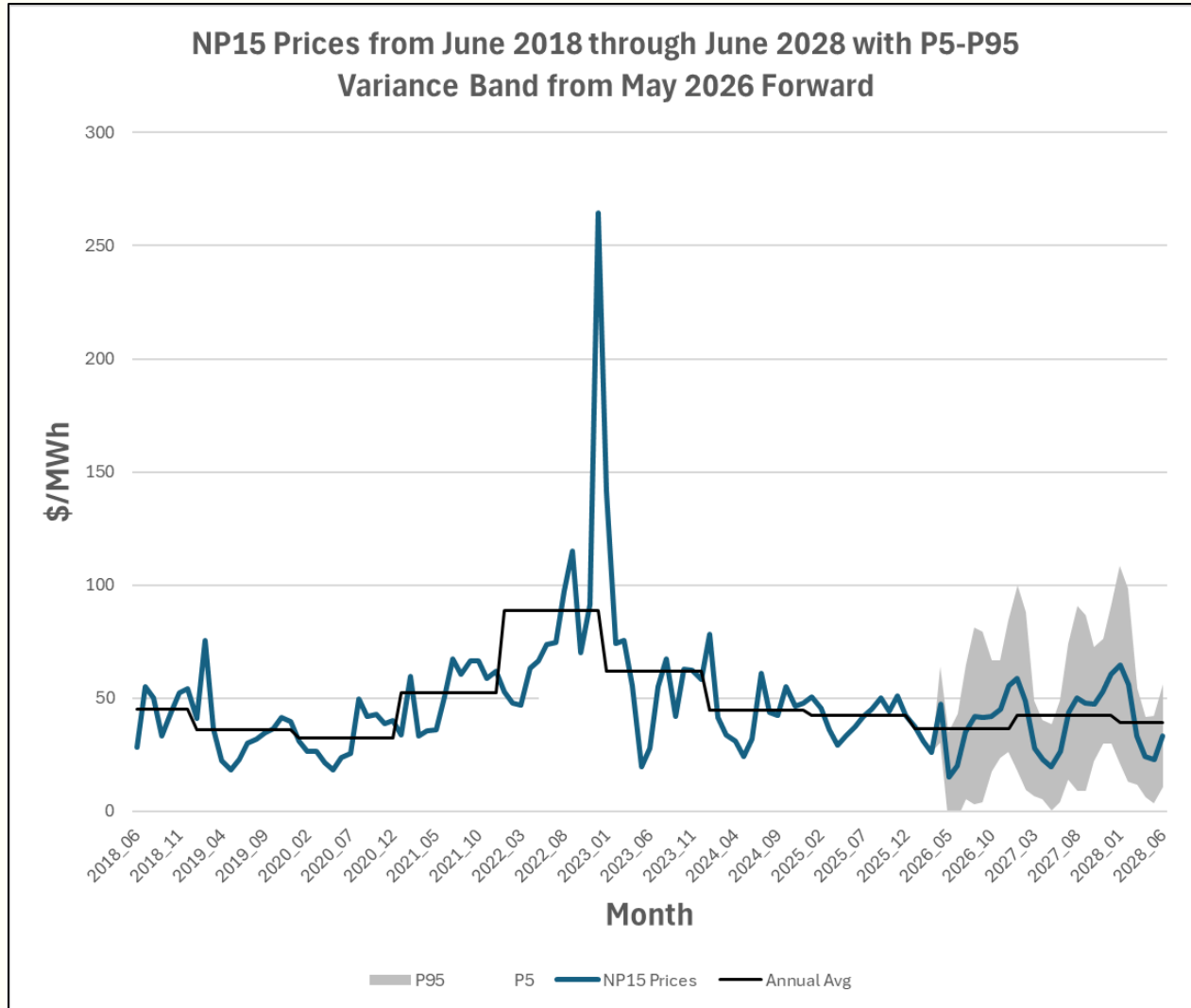
- **Proceeding is ongoing; decision expected in time for inclusion in 2027 rates**
- The CPUC is reviewing the methodology for valuing RECs that PG&E "banked" prior to 2019 but did not actually use for compliance purposes until 2025. An interim methodology values those RECs at \$0. This increases the PCIA for most Ava customers versus what the PCIA would be if those RECs were valued at the current market price for RECs
- Outcome indeterminate; CalCCA proposal would use current market prices for REC value, and lower the PCIA for most Ava customers versus status quo; PG&E proposal would make the status quo interim methodology permanent

○ **Track 3**

- **Scope and timing undetermined**
 - CCAs propose to address reviewing the Track One revisions to MPBs; aligning the RA MPB with the RA Slice of Day framework; reventinging of PCIA resources; PCIA GHG-free methodology; and potentially other structural changes to the PCIA
 - IOUs propose to prioritize changes to RPS MPBs ahead of any other issues, with changes to the brown power MPB next
- Outcome indeterminate; CCA approach would likely reduce PCIA for most Ava customers if adopted while the IOU approach would likely raise the PCIA for most Ava customers if adopted



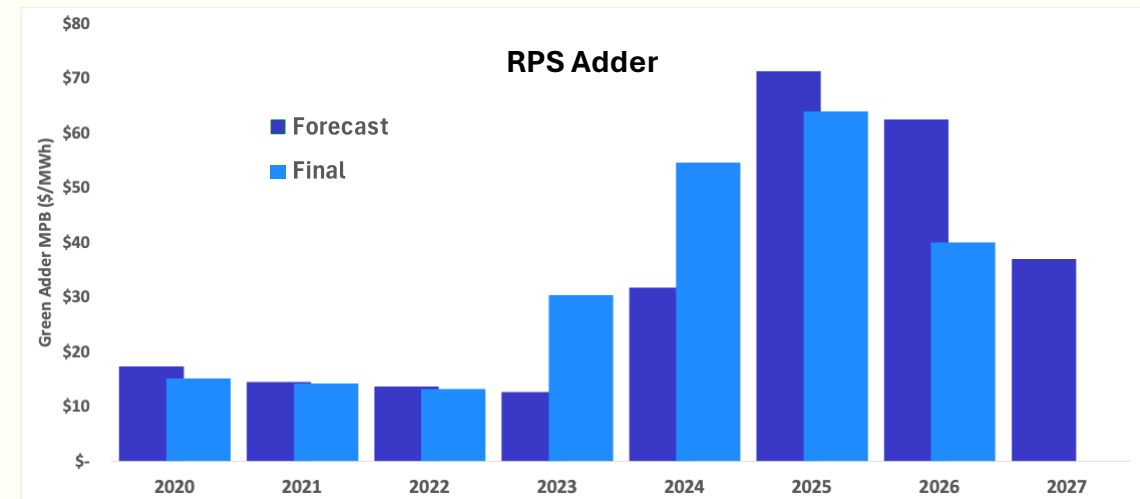
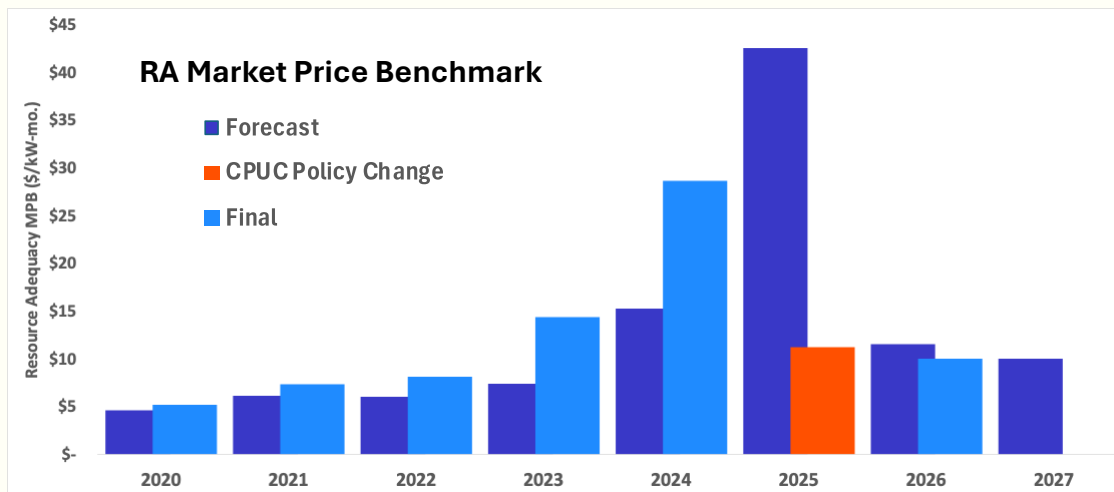
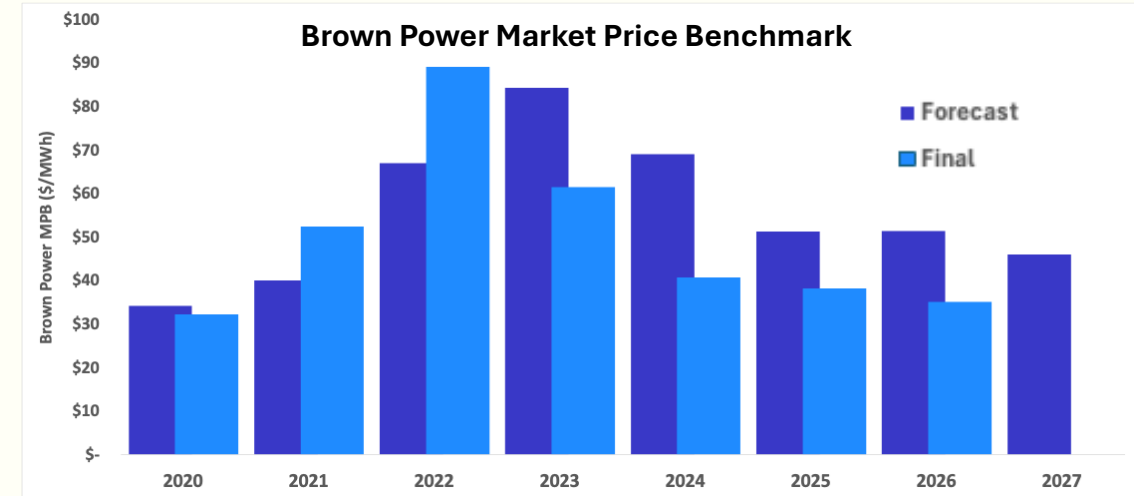
Historical NP15 Energy Price Actuals



- NP15 is the most liquid pricing for the northernCA region as the closest proxy to Ava's wholesale prices
- Power prices are set by a number of factors impacting supply and demand, such as weather, natural gas prices, system capacity, transmission congestion, etc.
- Volatility is high due to these uncertain and changing factors year to year
- Customer rates (generation and PCIA) are set based on a forecast while also incorporating a true up of the prior year's forecasted market prices with actualized prices
- 2026 rates were set by 2026 forecasted prices and trueing up 2025 actualized prices. 2027 rates will be set by 2027 forecasted prices and trueing up 2026 actualized prices.

Market Price Benchmark Trends 2020-2027

- Forecast MPBs used to develop PCIA and generation rates are calculated in Sept each year:
 - Energy: Avg forward price during Sept for delivery the following year
 - REC: Avg executed contract price in the past 15 months for delivery in following year
 - RA: Avg executed contract price in the past 3 years for delivery the following year
- Forecasted vs. Final MPBs vary significantly, reflecting year to year market volatility
- RA MPB in 2025 reflects regulatory changes, no future PCIA reform is assumed in forecasts
- "Final" numbers in 2026 reflect actuals through March and updated forecast as of April



Draft Budget: Base Case Revenue Assumptions

Year	Energy		RPS		RA	
	Brown Power		RPS Adder		All RA (\$/kW-mo)	
	Forecast	Final	Forecast	Final	Forecast	Final
2026	\$ 51.13	\$ 35.04	\$ 62.45	\$ 40.00	\$ 11.53	\$ 10.00
2027	\$ 46.02	\$ 46.02	\$ 36.92	\$ 36.92	\$ 10.00	\$ 10.00

- Base Case Assumptions have MPB’s for calendar year 2026 down to align with market actuals and forwards year to date
- Forward looking prices in cost of energy reflect market price assumptions
- In addition to MPB assumptions, revenue requirement inputs directly from PG&E are critical in determining generation rates
 - In May ERRA filing, PG&E's revenue requirement stayed relatively flat despite declining load in 2027, which needs further diligence

FY 2026-2027 Scenarios & Sensitivities

Ava looked at possible alternative MPB/revenue scenarios —High-End and Low-End

- **High-end:** calendar year 2026 prices end up as current MPB forecasts from May ERRA filings, which are unchanged from the October ERRA filing
- **Low-end:** calendar year 2026 prices are one standard deviation down from current forward averages for brown power and Ava's base case RPS and RA estimates
- There is upward pressure on rates based on PG&E's request for increase in revenue requirement in their GRC filing that is anticipated, but unlikely to be implemented in the 2026-27 fiscal year

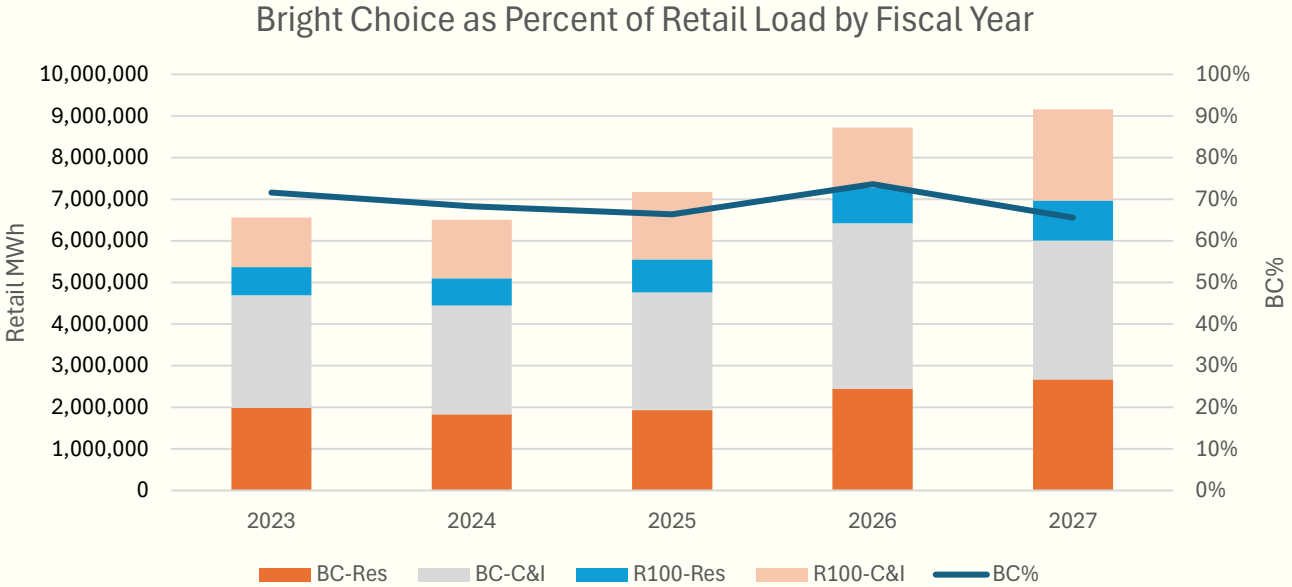
	Base Case	Low End	High End
Revenues	800,658,000	722,789,000	885,732,000
Cost of Energy	789,541,000	769,507,000	833,389,000
Overhead	54,306,000	54,306,000	54,306,000
Net Non-Op	24,279,000	15,988,000	23,849,000
Net Revenues	(18,910,000)	(85,036,000)	21,886,000
<i>Load (MWh)</i>	9,553,000	9,553,000	9,553,000

Case estimates do not include RSF contributions

	Base Case		Low End		High End	
MPBs	2026	2027	2026	2027	2026	2027
Power	35.04	46.02	23.70	33.28	40.90	47.61
RPS	40.00	36.92	40.00	36.92	62.45	62.45
RA	10.00	10.00	10.00	10.00	11.53	11.53

Electricity Product Load & Rates

- Renewable 100:
 - Originally set at \$0.01/kWh above PG&E and has migrated down as Ava financials improved
 - Currently priced at \$0.0175/kWh above PG&E rates
- Bright Choice:
 - Originally set at 1.5% discount to PG&E, reduced to a 1% discount in 2021, increased to a 3% discount in 2022, increased to 5% discount to PG&E rates in 2023. Latest adjustment was to 0.5% discount to PG&E in January of 2026
- The percent load of Bright Choice customers is estimated at ~66% for FY 2027



- Growth in Bright Choice in FY 2026 is due to unincorporated SJC
- Growth in Renewable 100 in FY 2027 is due to Fremont opt up
- Annual load and load shape can vary materially year to year and between budget to actuals due to weather, individual customer usage, and expansion to new territories

Draft Budget: Renewable & Large Hydro Content

Year	Bright Choice				CA-RPS %
	Renewable %	Carbon Free %	TCR*-Emission Factor	PSDR-Emission Factor	Renewable %
2018	41%	87%	101	n/a	29%
2019	60%	85%	135	n/a	31%
2020	40%	54%	n/a	580	33%
2021	41%	55%	n/a	577	36%
2022	45%	63%	n/a	566	39%
2023	49%	66%	n/a	521	41%
2024	52%	71%	n/a	455	44%
2025	56%	76%	n/a	387	47%
2026	60%	81%	n/a	315	49%
2027	64%	85%	n/a	241	52%
2028	67%	90%	n/a	163	55%
2029	71%	95%	n/a	83	57%
2030	75%	100%	n/a	-	60%

- In April 2022, the Board approved the “Path to Zero by 2030” plan for the Bright Choice product, as shown in the table to the left
- Periodically, the Board has approved adjusting targets to fit Ava’s financial position, typically raising targets
- In December 2025, the Board approved a compliance period approach across multiple years instead of single year targets specifically

Year	Annual Targets			Actuals/Forecast			Long/Short
	Renewables	Lg. Hydro	Total	Renewables	Lg. Hydro	Total	
2024	52.0%	29.0%	81.0%	62.0%	33.7%	95.6%	14.6%
2025	56.0%	25.0%	81.0%	54.5%	35.5%	90.0%	9.0%
2026	55.6%	21.0%	76.6%	54.7%	18.0%	72.7%	-3.9%
2027	64.0%	21.0%	85.0%	58.4%	12.3%	70.8%	-14.3%
Period*	57.3%	23.7%	80.9%	57.4%	24.9%	82.3%	1.4%

This table shows where Ava currently stands with procurement relative to the compliance period, and annual, targets

Public Hearing - AB 2561: Ava FY 25-26 YTD

FY 2025 - 2026 Budgeted Headcount	
Total Active FTE Budgeted	105
New FTE Budgeted	7
New FTE Filled to date	5
Average Time to Hire	67 Days
Vacancy Rate	29%
Retention Rate	95%
Average Turnover Rate	5%

Ava has a strong retention rate of 95%, with only 5 terminations so far this year.

Hiring Decision: Ava elected not to fill 2 positions this FY, bringing the total budgeted FTE down to 103.

Challenges faced in hiring:

- Finding a great fit can take time, but it's worth it.
 - We are prudent in our hiring process, strategically planning the timing of hiring, carefully considering all aspects of the role and desired impact.
- Competition for talent is high, especially in the Bay Area

What helps us overcome challenges?

- A strategic and robust hiring approach
- Ava is mission-driven & a certified Great Place to Work!

**For recruitment, only new budgeted positions are included. This does not account for other roles, like backfill positions.*

**Reporting Period: FY 25-26; July '25 - April '26 (YTD at time of report)*

**Average Time to Hire: Days from role posted to start date.*

**FTE: Full-time employee; YTD: Year-to-date*

This slide and data presented ensure compliance to AB 2561, which requires local public agencies to present the status of vacancies and recruitment and retention efforts at a public hearing before the governing board of the local agency at least once per fiscal year.

Rosenberg's Rules of Order – CAC Orientation

Adrian Bankhead | June 13, 2026



Ava Community
Energy



Rosenberg's Rules of Order

- <https://www.cacities.org/UploadedFiles/LeagueInternet/77/77d4ee2b-c0bc-4ec2-881b-42ccdbbe73c9.pdf>



Rosenberg's Rules of Order

REVISED 2011

Simple Rules of Parliamentary Procedure for the 21st Century

By Judge Dave Rosenberg

Brown Act vs. Rosenberg's Rules

Brown Act = Public Meeting Law

- Governs transparency, public access, agendas, and open meetings
- Focuses on what the committee legally must do

Rosenberg's Rules = Meeting Procedure

- Governs motions, debate, voting, and orderly discussion
- Focuses on how the committee conducts business

Both Work Together

- The Brown Act ensures meetings are open and lawful
- Rosenberg's Rules helps meetings function fairly and efficiently

What Are Rosenberg's Rules?

- Simplified parliamentary procedure
- Designed for California local agencies
- More practical than full Robert's Rules
- Used by boards, commissions, and advisory committees
- Focus on simplicity, courtesy, and efficiency

Why Rosenberg's Rules of Order?

- Rules should establish order
- Rules should be clear
- Rules should be user friendly
- Rules should enforce the will of the majority while protecting the rights of the minority

The Role of the Chair

- Applies conduct rules for the meeting and makes final rulings
- All decisions by the chair are final unless overruled by the body itself (“Appeal the ruling of the chair” = majority vote to pass)
- Usually plays less active role in debate (although the chair retains full rights to participate in debate).
- Is usually last to speak at the discussion and debate stage.

The Basic Format for an Agenda Item Discussion

The agenda is the roadmap for the meeting.

1. Chair introduces the item
2. Staff presentation
3. Committee questions (Discussion – technical questions of clarification)
4. Public comment
5. Motion and second
6. Debate – discussion of the motion (if needed)
7. Vote
8. Chair announces result

Motions, Seconds and Discussion

- **A motion** is a formal proposal for committee action
- Examples:
 - Approve the recommendation
 - Continue the item
 - Amend the motion
- Motions require a motion, second, discussion, and vote
- **A second** means the idea is worth discussing
- A second does not necessarily mean support
- **Discussion** should stay focused on the motion
- Members should speak respectfully and through the Chair

Amendments

- An amendment changes the wording of a motion
- One main motion
- One primary amendment
- One secondary amendment
- Maximum of three motions pending at once

Friendly Amendment vs. Substitute Motions

Friendly Amendment (simplified version of motion to amend):

- Minor changes accepted by the motion-maker and second
- No formal vote needed to add friendly amendments to main motion

Substitute Motion:

- Replaces the original motion
- Substitute motions are voted on before the original motion

Managing Discussion & Debate

- The Chair has broad practical authority to keep discussion/debate on topic, prevent repetition, maintain order, recognize speakers and move the meeting along.
- If the body wishes to limit debate the following motions are not debatable:
 - Motion to adjourn – majority vote
 - Motion to recess – majority vote
 - Motion to fix the time to adjourn – majority vote
 - Motion to table – majority vote
 - Motion to limit debate – 2/3 vote if for current meeting

Voting

- Most actions require a majority vote
- Roll call vote: (yes, no, abstain, recuse, not present)
- Votes are counted on the basis of members *seated* and *present*
- Abstain = “could have voted but chose not to” – can participate in discussion/debate. Reduces total number of votes cast.
- Recuse = “Legally or Ethically Stepping Away” ie conflict of interest. Can not participate in discussion/debate. Reduces total number of votes cast.
- **Votes on multiple motions (up to three) occur in reverse order**

Supermajority Votes

- Supermajority (2/3 vote) is required when the body is taking an action which effectively cuts off the ability of a minority of the body to take an action or discuss an item. Examples of motions that require a supermajority:
 - Motion to limit debate
 - Motion to close nominations
 - Motion to object to the consideration of a question
 - Motion to suspend the rules

Motion to Reconsider

- It allows the committee to correct errors or revisit decisions when appropriate.
- Must be made by a member who voted *with the majority*
- Must be made in the meeting in which the original decision was made.
- Used when new information or concerns arise
- Prevents the committee from being locked into mistakes

Points of Order, Privilege, and Information

Members may interrupt the speaker to raise a point of order, privilege or information:

A **Point of Order** addresses procedural concerns.

- Example: 'Point of order — the motion has not been seconded.'

A **Point of Privilege** addresses comfort or functioning of the meeting.

- Example: difficulty hearing, room temperature, technical issues

A **Point of Information** requests factual clarification relevant to the discussion.

- Example: asking staff to clarify a figure or timeline

Key Principles

- Be respectful
- Be efficient
- Be fair
- Be clear
- Procedure exists to help meetings function effectively

Special Notes about Public Input

- Rule One: Tell the public what the body will be doing.
- Rule Two: Keep the public informed while the body is doing it.
- Rule Three: When the body has acted, tell the public what the body did.

ROSENBERG'S RULES OF ORDER CHEAT SHEET

To:	You say:	Interrupt Speaker	Second Needed	Debatable	Amendable	Vote Needed
Adjourn	"I move that we adjourn" (Only needed prior to the end of the agenda)	No	Yes	No	No	Majority
Recess	"I move that we recess until..."	No	Yes	No	Yes	Majority
Complain about noise, room temp., etc.	"Point of privilege"	Yes	No	No	No	Chair Decides
Suspend further consideration of	"I move that we table it"	No	Yes	No	No	Majority
End debate	"I move the previous question" or "Call the question"	No	Yes	No	No	2/3
Postpone consideration of	"I move we postpone this matter until..."	No	Yes	Yes	Yes	Majority
Introduce a motion	"I move that..." or "I move to..."	No	Yes	Yes	Yes	Majority
Amend a motion	"I move that this motion be amended by..." (You can also ask for a friendly amendment, which is less formal; if mover and second concur, no vote needed)	No	Yes	Yes	Yes	Majority
Refer to a Committee	"I move that the question be referred to a committee for more study"	No	Yes	Yes	Yes	Majority

The above listed motions and points are listed in established order of precedence. When any one of them is pending, you may not introduce another that is listed below, but you may introduce another that is listed above it.

To:	You say:	Interrupt Speaker	Second Needed	Debatable	Amendable	Vote Needed
Object to procedure or personal affront	"Point of order"	Yes	No	No	No	Chair decides
Request information	"Point of information"	Yes	No	No	No	None
Object to considering some undiplomatic or improper matter	"I object to consideration of this question" (This would generally just be used if something is not on the agenda)	Yes	No	No	No	2/3
Reconsider something already disposed of	"I move we now (or later) reconsider our action relative to..." (Only a member of the prevailing side can make a motion to reconsider)	Yes	Yes	Only if original motion	No	Majority
Vote on a ruling by the Chair	"I appeal the Chair's decision"	Yes	Yes	Yes	No	Majority

The motions, points and proposals listed above have no established order of preference; any of them may be introduced at any time except when meeting is considering one of the top three matters listed from the first chart (Motion to Adjourn, Recess or Point of Privilege).